

Batch # 000602
 Dated 6-28-17
 Report Date 06/21/17

GENERAL PMTS JUNE 28, 2017
 School District Borough of Morrisville

For 06/28/17 - 06/28/17

A/P Detail Check Register

FPREG02A

Check Key	Date Paid	Vendor No / Vendor Name	Amount Paid			
Claim No	Invoice No	PO No	Description	Acct Amt.	Status	Status Description
Account No / Description				Acct Amt.	Status	Status Description
Bank No 10						
1000049337	06/28/17	1620	21ST CENTURY CYBER CHARTER SCHOOL			
00029727	412751			187.76		
	7-10-1110-562-000-30-81-00		TUITION-CHARTER SCHOOLS-SEC	187.76	C	Computer
Total Check:				187.76		
1000049338	06/28/17	21563	ACCUSCAN			
00029728	3639	00008256		9,965.10		
	7-10-2310-810-000-00-01-00		OTHER OBJ-DUES & FEES SCH BD	9,965.10	C	Computer
Total Check:				9,965.10		
1000049339	06/28/17	14710	AGORA CYBER CHARTER SCHOOL			
00029729	356311			11,727.18		
	7-10-1110-562-000-10-01-00		TUITION-CHARTER SCHOOLS ELEM REG ED	11,727.18	C	Computer
00029729	356311			19,545.27		
	7-10-1110-562-000-10-01-00		TUITION-CHARTER SCHOOLS ELEM REG ED	19,545.27	C	Computer
Total Check:				31,272.45		
1000049340	06/28/17	12416	BUCKS PHYSICAL & SPORTS REHAB			
00029730	05302017			11,666.67		
	7-10-3250-310-000-00-01-00		PROF SVC-ATHLETIC-TRAINING	11,666.67	C	Computer
Total Check:				11,666.67		
1000049341	06/28/17	10413	CORESTATES ENVIRONMENTAL SYSTEMS			
00029734	14307			2,033.00		
	7-10-2620-430-000-00-04-44		PROP SVC-PLANT-TEMP CONTROL	2,033.00	C	Computer
00029731	14324			1,164.50		
	7-10-2620-430-000-00-04-44		PROP SVC-PLANT-TEMP CONTROL	1,164.50	C	Computer
00029732	14323			2,620.00		
	7-10-2620-430-000-00-04-44		PROP SVC-PLANT-TEMP CONTROL	2,620.00	C	Computer
00029733	14306			1,189.50		
	7-10-2620-430-000-00-04-44		PROP SVC-PLANT-TEMP CONTROL	1,189.50	C	Computer
00029736	14299			2,745.00		
	7-10-2620-430-000-00-04-44		PROP SVC-PLANT-TEMP CONTROL	2,745.00	C	Computer
00029735	14308			1,482.70		
	7-10-2620-430-000-00-04-44		PROP SVC-PLANT-TEMP CONTROL	1,482.70	C	Computer
Total Check:				11,234.70		
1000049342	06/28/17	485	FOUNDATIONS BEHAVIORAL HEALTH			
00029737	65100517			33,369.00		
	7-10-1211-561-000-30-01-00		OTHER SVC-TUITION PA SCH-SEC	33,369.00	C	Computer
Total Check:				33,369.00		
1000049343	06/28/17	19780	FUSION PRINCETON			
00029738	00236			6,645.00		
	7-10-1211-561-000-30-01-00		OTHER SVC-TUITION PA SCH-SEC	6,645.00	C	Computer
Total Check:				6,645.00		
1000049344	06/28/17	1513	JOHN HUBIAK Jr			
00029739	06152017		TRAVEL REIMBURSEMENT	103.79		
	7-10-1110-580-000-30-81-00		OTHER SVC-TRAVEL-SEC.	103.79	C	Computer
Total Check:				103.79		
1000049345	06/28/17	859	LOWER BUCKS FAMILY YMCA			
00029741	05312017	00007939		23,720.59		

A/P Detail Check Register

Check Key	Date Paid	Vendor No / Vendor Name	Amount Paid	Status	Status Description
Claim No	Invoice No	PO No	Description	Acct Amt.	Status Description
Account No / Description					
Bank No 10					
1000049345	06/28/17	859	LOWER BUCKS FAMILY YMCA		
00029741	05312017	00007939		23,720.59	
7-10-1801-320-217-00-00-00			PROF SVCS. - PASSTHROUGH YMCA	23,720.59	C Computer
00029740	06132017	00007939		33,195.71	
7-10-1801-320-217-00-00-00			PROF SVCS. - PASSTHROUGH YMCA	33,195.71	C Computer
			Total Check:	56,916.30	
1000049346	06/28/17	944	PA CYBER CHARTER SCHOOL		
00029742	04032017			1,113.21	
7-10-1110-562-000-30-81-00			TUITION-CHARTER SCHOOLS-SEC	1,113.21	C Computer
			Total Check:	1,113.21	
1000049347	06/28/17	983	PA DISTANCE LEARNING CHARTER SCHOOL		
00029743	355847			3,625.98	
7-10-1110-562-000-30-81-00			TUITION-CHARTER SCHOOLS-SEC	3,625.98	C Computer
			Total Check:	3,625.98	
1000049348	06/28/17	959	PA SCHOOL BOARDS ASSN INC.		
00029744	04282017		ACCT MORR000378	8,362.87	
7-10-2310-810-000-00-01-00			OTHER OBJ-DUES & FEES SCH BD	8,362.87	C Computer
			Total Check:	8,362.87	
1000049349	06/28/17	837	PATRICIA R. MILLER		
00029745	05312017	00008317		500.00	
7-10-1801-320-217-00-00-01			CONTRACTED SERVICES PA PRE K	500.00	C Computer
			Total Check:	500.00	
1000049350	06/28/17	15830	PENNSYLVANIA VIRTUAL CHARTER SCHOOL		
00029746	05242017			7,107.11	
7-10-1231-562-000-30-81-00			OTHER SVC-CHARTER/SPEC ED-SEC	7,107.11	C Computer
00029746	05242017			3,689.21	
7-10-1110-562-000-30-81-00			TUITION-CHARTER SCHOOLS-SEC	3,689.21	C Computer
00029746	05242017			3,689.20	
7-10-1110-562-000-10-01-00			TUITION-CHARTER SCHOOLS ELEM REG ED	3,689.20	C Computer
			Total Check:	14,485.52	
1000049351	06/28/17	1074	PRO LINE MUSIC		
00029748	1150			159.00	
7-10-3210-610-000-00-81-00			SUPPLIES-ACTIVITIES	159.00	C Computer
00029747	1153	00007805		2,208.34	
7-10-3210-320-000-00-00-00			ACTIVITIES PROF SVC CONTRACT	2,208.34	C Computer
			Total Check:	2,367.34	
1000049352	06/28/17	1132	WELLS FARGO		
00029753	98930189			599.20	
7-10-1110-442-000-30-81-00			PROP SVC-EQUIP RENTAL-H.S.	599.20	C Computer
			Total Check:	599.20	
1000049353	06/28/17	16861	S4 TEACHERS LLC		
00029750	INV036390			589.05	
7-10-1110-300-000-10-01-00			SOURCE 4 TEACHER-ELEMENTARY	589.05	C Computer
00029750	INV036390			1,439.90	
7-10-1110-300-000-30-01-00			SOURCE 4 TEACHER-SECONDARY	1,439.90	C Computer
00029749	INV036391			672.28	

Check Key	Date Paid	Vendor No / Vendor Name		Amount Paid			
Claim No	Invoice No	PO No	Description				
Account No / Description				Acct Amt.	Status	Status	Description
Bank No 10							
1000049353	06/28/17	16861	S4 TEACHERS LLC				
00029749	INV036391			672.28			
	7-10-1110-300-000-10-01-00		SOURCE 4 TEACHER-ELEMENTARY	672.28	C		Computer
00029749	INV036391			827.21			
	7-10-1110-300-000-30-01-00		SOURCE 4 TEACHER-SECONDARY	827.21	C		Computer
				Total Check:	3,528.44		
1000049354	06/28/17	15490	SPECIAL EDUCATION ADVISORS, INC				
00029751	053		05012017 05312017	12,032.00			
	7-10-1211-561-000-30-01-00		OTHER SVC-TUITION PA SCH-SEC	12,032.00	C		Computer
				Total Check:	12,032.00		
1000049355	06/28/17	20265	TOM JOSIAH CONSULTING, LLC				
00029752	18		00007906	665.00			
	7-10-2511-310-000-00-02-00		PROF SVCS-CONTR PROF SVCS-ADMN	665.00	C		Computer
				Total Check:	665.00		
				Total Bank:	208,640.33		
Total Computer Checks (Including Voids)				208,640.33			
Total Manual Checks (Including Voids)				.00			
Total ACH Checks (Including Voids)				.00			
Total Other Checks (Including Voids)				.00			
Total Electronic Checks (Including Voids)				.00			
Total Computer Voids				.00			
Total Manual Voids				.00			
Total ACH Voids				.00			
Total Other Voids				.00			
Total Electronic Voids				.00			
Grand Total:				208,640.33			
Number of Checks:				19			

Batch # 000602
 Dated 6-28-17
 Report Date 06/21/17 01:04 PM

General PMTs JUNE 28, 2017

School District Borough of Morrisville

A/P Summary Check Register

FPREG01A

Bank	Check No	Amount	Date	Vendor	Type
10	00049337	187.76	06/28/17	1620 21ST CENTURY CYBER CHARTER SCHOOL	C
10	00049338	9,965.10	06/28/17	21563 ACCUSCAN	C
10	00049339	31,272.45	06/28/17	14710 AGORA CYBER CHARTER SCHOOL	C
10	00049340	11,666.67	06/28/17	12416 BUCKS PHYSICAL & SPORTS REHAB	C
10	00049341	11,234.70	06/28/17	10413 CORESTATES ENVIRONMENTAL SYSTEMS	C
10	00049342	33,369.00	06/28/17	485 FOUNDATIONS BEHAVIORAL HEALTH	C
10	00049343	6,645.00	06/28/17	19780 FUSION PRINCETON	C
10	00049344	103.79	06/28/17	1513 JOHN HUBIAK Jr	C
10	00049345	56,916.30	06/28/17	859 LOWER BUCKS FAMILY YMCA	C
10	00049346	1,113.21	06/28/17	944 PA CYBER CHARTER SCHOOL	C
10	00049347	3,625.98	06/28/17	983 PA DISTANCE LEARNING CHARTER SCHOOL	C
10	00049348	8,362.87	06/28/17	959 PA SCHOOL BOARDS ASSN INC.	C
10	00049349	500.00	06/28/17	837 PATRICA R. MILLER	C
10	00049350	14,485.52	06/28/17	15830 PENNSYLVANIA VIRTUAL CHARTER SCHOOL	C
10	00049351	2,367.34	06/28/17	1074 PRO LINE MUSIC	C
10	00049352	599.20	06/28/17	1132 WELLS FARGO	C
10	00049353	3,528.44	06/28/17	16861 S4 TEACHERS LLC	C
10	00049354	12,032.00	06/28/17	15490 SPECIAL EDUCATION ADVISORS, INC	C
10	00049355	665.00	06/28/17	20265 TOM JOSIAH CONSULTING, LLC	C

Total Bank No 10 208,640.33

Total Manual Checks	.00
Total Computer Checks	208,640.33
Total ACH Checks	.00
Total Other Checks	.00
Total Electronic Checks	.00
Total Computer Voids	.00
Total Manual Voids	.00
Total ACH Voids	.00
Total Other Voids	.00
Total Electronic Voids	.00

Grand Total 208,640.33

Number of Checks 19

Batch Yr	Batch No	Amount
17	000602	208,640.33

Batch # 000612
 Dated 6-21-2017

MISC WKly PMTS JUNE 21 2017

Report Date 06/21/17

School District Borough of Morrisville

Page No 1

For 06/21/17 - 06/21/17

A/P Detail Check Register By Fund

FPREG02B

Check Key	Date Paid	Vendor No	Vendor Name	Amount Paid	Status	Status Description
Claim No	Invoice No	PO No	Description	Acct Amt		
Account No \ Description						
Fund: 10			GENERAL FUND			
1000049325	06/21/17	243	CENTRAL POLY CORP.			
00029713	262941	00008309		118.00		
			7-10-2620-610-000-00-04-61 SUPPLIES-PLANT-CUSTODIAL	118.00	C	Computer
			Total Check per Fund:	118.00		
1000049326	06/21/17	20788	CM REGENT, LLC-SUN LIFE			
00029715	06192017		SD ID 378	789.94		
			7-10-0470-031-000-00-00-01 PAY AGENCY-MEDICAL BENEFITS	789.94	C	Computer
00029714	061917 1		SD ID 378	10.66		
			7-10-2125-270-000-10-01-00 BENE-GR INS-PPS-ELEM	10.66	C	Computer
00029714	061917 1		SD ID 378	10.66		
			7-10-2125-270-000-30-01-00 BENE-GR INS-PPS-SEC	10.66	C	Computer
00029714	061917 1		SD ID 378	67.20		
			7-10-2360-270-000-00-01-00 BENE-GR INS-SUPERINTENDENT	67.20	C	Computer
00029714	061917 1		SD ID 378	32.55		
			7-10-2380-270-000-10-01-00 BENE-GR INS-PRINC. OFC-ELEM	32.55	C	Computer
00029714	061917 1		SD ID 378	75.97		
			7-10-2500-210-000-00-01-00 BENE-GR INS-BUSINESS	75.97	C	Computer
00029714	061917 1		SD ID 378	21.36		
			7-10-2620-270-000-00-01-00 BENE-GR INS-PLANT OPERATIONS	21.36	C	Computer
00029714	061917 1		SD ID 378	36.48		
			7-10-2620-270-000-00-01-00 BENE-GR INS-PLANT OPERATIONS	36.48	C	Computer
			Total Check per Fund:	1,044.82		
1000049327	06/21/17	14591	COMCAST			
00029716	06142017			135.88		
			7-10-2620-430-000-00-04-51 PROP SVC-PLANT-CONTR'D-PHONE	135.88	C	Computer
			Total Check per Fund:	135.88		
1000049328	06/21/17	20800	DUFFY PIANO MOVING AND STORAGE			
00029717	8721 ADJ			200.00		
			7-10-1100-320-211-00-00-00 PROF SVCS-DISTRICT	200.00	C	Computer
			Total Check per Fund:	200.00		
1000049329	06/21/17	392	EDGE DOCUMENT SOLUTIONS			
00029718	56563	00008306		109.69		
			7-10-2511-610-000-00-02-00 SUPPLIES-BUSINESS OFFICE	109.69	C	Computer
			Total Check per Fund:	109.69		
1000049330	06/21/17	20230	JASON HARRIS			
00029719	06192017		AMERICAN FLAG	122.17		
			7-10-2380-610-000-30-81-00 SUPPLIES-PRINC OFF SEC	122.17	C	Computer
			Total Check per Fund:	122.17		
1000049331	06/21/17	4022	LINE SYSTEMS, INC.			
00029720	57031170615			1,347.79		
			7-10-2620-530-000-00-01-00 OTHER SVC-PLANT-TELEPHONE	1,347.79	C	Computer
			Total Check per Fund:	1,347.79		
1000049332	06/21/17	2053	MELISSA BOWMAN			

A/P Detail Check Register By Fund

Check Key	Date Paid	Vendor No	Vendor Name	Amount Paid		
Claim No	Invoice No	PO No	Description	Acct Amt	Status	Status Description
Account No \ Description						
Fund: 10	GENERAL FUND					
1000049332	06/21/17	2053	MELISSA BOWMAN			
00029721	06092017	00008314		30.00		
	7-10-1801-610-217-00-00-00		SUPPLIES PA PRE K COUNTS	30.00	C	Computer
			Total Check per Fund:	30.00		
1000049333	06/21/17	15482	PECO			
00029722	06142017			58.47		
	7-10-2620-422-000-00-04-37		PROP SVC-PLANT-ELECTRICITY	58.47	C	Computer
			Total Check per Fund:	58.47		
1000049334	06/21/17	1244	PENN VALLEY CHEMICAL CO INC			
00029723	672459	00008318		205.00		
	7-10-2620-610-000-00-04-68		SUPPLIES=PLANT-NON INSTR-GEN'L	205.00	C	Computer
			Total Check per Fund:	205.00		
1000049335	06/21/17	13862	TYCO INTEGRATED SECURITY LLC			
00029724	28726897			172.15		
	7-10-2620-430-000-00-04-40		PROP SVC-PLANT-GEN'L RPR/MAINT	172.15	C	Computer
			Total Check per Fund:	172.15		
1000049336	06/21/17	14486	VERIZON			
00029725	06122017 1			39.51		
	7-10-2620-530-000-00-01-00		OTHER SVC-PLANT-TELEPHONE	39.51	C	Computer
00029726	06122017			38.49		
	7-10-2620-530-000-00-01-00		OTHER SVC-PLANT-TELEPHONE	38.49	C	Computer
			Total Check per Fund:	78.00		
			Total Fund:	3,621.97		
			Total Computer Checks (Including Voids)	3,621.97		
			Total Manual Checks (Including Voids)	.00		
			Total ACH Checks (Including Voids)	.00		
			Total Other Checks (Including Voids)	.00		
			Total Electronic Checks (Including Voids)	.00		
			Total Computer Voids	.00		
			Total Manual Voids	.00		
			Total ACH Voids	.00		
			Total Other Voids	.00		
			Total Electronic Voids	.00		
			Grand Total	3,621.97		
			Number of Checks	12		
Fund: 10	GENERAL FUND			3,621.97		

Batch # 000612
 Dated 6/21/17

MISC. WKLY PMTS JUNE 21, 2017

Report Date 06/21/17 11:42 AM

School District Borough of Morrisville

Page No 1

A/P Summary Check Register

FPREG01A

Bank	Check No	Amount	Date	Vendor	Type
10	00049325	118.00	06/21/17	243 CENTRAL POLY CORP.	C
10	00049326	1,044.82	06/21/17	20788 CM REGENT, LLC-SUN LIFE	C
10	00049327	135.88	06/21/17	14591 COMCAST	C
10	00049328	200.00	06/21/17	20800 DUFFY PIANO MOVING AND STORAGE	C
10	00049329	109.69	06/21/17	392 EDGE DOCUMENT SOLUTIONS	C
10	00049330	122.17	06/21/17	20230 JASON HARRIS	C
10	00049331	1,347.79	06/21/17	4022 LINE SYSTEMS, INC.	C
10	00049332	30.00	06/21/17	2053 MELISSA BOWMAN	C
10	00049333	58.47	06/21/17	15482 PECO	C
10	00049334	205.00	06/21/17	1244 PENN VALLEY CHEMICAL CO INC	C
10	00049335	172.15	06/21/17	13862 TYCO INTEGRATED SECURITY LLC	C
10	00049336	78.00	06/21/17	14486 VERIZON	C

Total Bank No 10 3,621.97

Total Manual Checks	.00
Total Computer Checks	3,621.97
Total ACH Checks	.00
Total Other Checks	.00
Total Electronic Checks	.00
Total Computer Voids	.00
Total Manual Voids	.00
Total ACH Voids	.00
Total Other Voids	.00
Total Electronic Voids	.00

Grand Total 3,621.97

Number of Checks 12

Batch Yr	Batch No	Amount
17	000612	3,621.97

Batch # 000614
Dated 6-22-17

Capital PMT JUNE 22, 2017
School District Borough of Morrisville

Report Date 06/21/17
For 06/22/17 - 06/22/17

Page No 1
FPREG02A

A/P Detail Check Register

Check Key	Date Paid	Vendor No / Vendor Name	Amount Paid		
Claim No	Invoice No	PO No	Description	Acct Amt.	Status Status Description
Account No / Description					
Bank No 22					
2200220448	06/22/17	15431	MORRISVILLE BOROUGH		
00029712	06062017		CROSSING LIGHT MVS	9,232.34	
7-22-2650-752-000-00-00-00			MAINTENANCE-CAPITAL EQUIPMENT	9,232.34	C Computer
			Total Check:	9,232.34	
			Total Bank:	9,232.34	
			Total Computer Checks (Including Voids)	9,232.34	
			Total Manual Checks (Including Voids)	.00	
			Total ACH Checks (Including Voids)	.00	
			Total Other Checks (Including Voids)	.00	
			Total Electronic Checks (Including Voids)	.00	
			Total Computer Voids	.00	
			Total Manual Voids	.00	
			Total ACH Voids	.00	
			Total Other Voids	.00	
			Total Electronic Voids	.00	
			Grand Total:	9,232.34	
			Number of Checks:	1	

Batch # 000614
Dated 6-22-17

Capital PMT JUNE 22, 2017

Report Date 06/21/17 11:26 AM

School District Borough of Morrisville

Page No 1

A/P Summary Check Register

FPREG01A

<u>Bank</u>	<u>Check No</u>	<u>Amount</u>	<u>Date</u>	<u>Vendor</u>	<u>Type</u>
22	00220448	9,232.34	06/22/17	15431 MORRISVILLE BOROUGH	C
Total Bank No 22		9,232.34			

Total Manual Checks	.00
Total Computer Checks	9,232.34
Total ACH Checks	.00
Total Other Checks	.00
Total Electronic Checks	.00
Total Computer Voids	.00
Total Manual Voids	.00
Total ACH Voids	.00
Total Other Voids	.00
Total Electronic Voids	.00

Grand Total	9,232.34
Number of Checks	1

Batch Yr	Batch No	Amount
17	000614	9,232.34

Batch # 000608
 Dated 6-27-17
 Report Date 06/20/17

Capital PMTS JUNE 27 2017

School District Borough of Morrisville

For 06/27/17 - 06/27/17

A/P Detail Check Register

FPREG02A

Check Key	Date Paid	Vendor No / Vendor Name	Amount Paid		
Claim No	Invoice No	PO No	Description	Acct Amt.	Status Status Description
Account No / Description				Acct Amt.	Status Status Description
Bank No 22					
2200220447	06/27/17	17345	SCHRADER GROUP ARCHITECTURE, LLC		
00029705	0002503	00008127		1,312.80	
	7-22-4400-330-000-00-00-00		PUR SERVICES - ARCHITECT, ETC	1,312.80	C Computer
00029704	0002487	00008127		2,625.60	
	7-22-4400-330-000-00-00-00		PUR SERVICES - ARCHITECT, ETC	2,625.60	C Computer
			Total Check:	3,938.40	
			Total Bank:	3,938.40	
			Total Computer Checks (Including Voids)	3,938.40	
			Total Manual Checks (Including Voids)	.00	
			Total ACH Checks (Including Voids)	.00	
			Total Other Checks (Including Voids)	.00	
			Total Electronic Checks (Including Voids)	.00	
			Total Computer Voids	.00	
			Total Manual Voids	.00	
			Total ACH Voids	.00	
			Total Other Voids	.00	
			Total Electronic Voids	.00	
			Grand Total:	3,938.40	
			Number of Checks:	1	

Batch # 000608
Dated 6-27-17

Report Date 06/20/17 09:22 AM

Capital PMTS JUNE 27 2017
School District Borough of Morrisville

A/P Summary Check Register

FPREG01A

Bank	Check No	Amount	Date	Vendor	Type
22	00220447	3,938.40	06/27/17	17345 SCHRADER GROUP ARCHITECTURE, LLC	C
Total Bank No 22		3,938.40			

Total Manual Checks	.00
Total Computer Checks	3,938.40
Total ACH Checks	.00
Total Other Checks	.00
Total Electronic Checks	.00
Total Computer Voids	.00
Total Manual Voids	.00
Total ACH Voids	.00
Total Other Voids	.00
Total Electronic Voids	.00

Grand Total	3,938.40
Number of Checks	1

Batch Yr	Batch No	Amount
17	000608	3,938.40

Batch # 000601
 Dated 6-19-2017
 Report Date 06/19/17

MISC WKly PMTS JUNE 19 2017
 School District Borough of Morrisville

For 06/19/17 - 06/19/17

A/P Detail Check Register

Check Key	Date Paid	Vendor No / Vendor Name	Amount Paid	Acct Amt.	Status	Status Description
Claim No	Invoice No	PO No	Description			
Account No / Description						
Bank No 10						
1000049318	06/19/17	14524	COURIER TIMES, INC			
00029690	05312017			293.94		
7-10-2310-540-000-00-01-00			OTHER SVC-ADVERTISING SCH BD	293.94	C	Computer
			Total Check:	293.94		
1000049319	06/19/17	20052	DELL MARKETING L.P.			
00029691	10161828378	00008235		12,567.80		
7-10-2818-758-000-30-01-00			EQUIPMENT SEC TECHNOLOGY	12,567.80	C	Computer
			Total Check:	12,567.80		
1000049320	06/19/17	460	FIELDS SCREENPRNT & EMBROIDERY			
00029692	16867			112.00		
7-10-3250-610-000-00-81-00			SUPPLIES-ATHLETICS	112.00	C	Computer
			Total Check:	112.00		
1000049321	06/19/17	487	FRANKLIN CHEMICAL CO.			
00029693	INV014377	00008265		3,155.95		
7-10-2620-610-000-00-04-61			SUPPLIES-PLANT-CUSTODIAL	3,155.95	C	Computer
			Total Check:	3,155.95		
1000049322	06/19/17	598	HOUGHTON MIFFLIN			
00029699	953097340	00008252		8,593.20		
7-10-1110-610-000-30-81-15			SUPPLIES-SOC STUDIES-SEC	8,593.20	C	Computer
00029698	953097339	00008246		7,644.20		
7-10-1110-610-000-30-81-15			SUPPLIES-SOC STUDIES-SEC	7,644.20	C	Computer
00029697	953100700	00008247		11,673.90		
7-10-1110-610-000-30-81-15			SUPPLIES-SOC STUDIES-SEC	11,673.90	C	Computer
00029696	953100704	00008248		8,555.40		
7-10-1110-610-000-30-81-15			SUPPLIES-SOC STUDIES-SEC	8,555.40	C	Computer
00029700	953100701	00008249		2,909.70		
7-10-1110-610-000-30-81-15			SUPPLIES-SOC STUDIES-SEC	2,909.70	C	Computer
00029694	953100702	00008250		3,207.15		
7-10-1110-610-000-30-81-15			SUPPLIES-SOC STUDIES-SEC	3,207.15	C	Computer
00029695	953100703	00008251		8,982.15		
7-10-1110-610-000-30-81-15			SUPPLIES-SOC STUDIES-SEC	8,982.15	C	Computer
			Total Check:	51,565.70		
1000049323	06/19/17	20850	MARTY KRZYWONOS			
00029701	4364			110.00		
7-10-1110-610-000-30-81-12			SUPPLIES-MUSIC-SEC	110.00	C	Computer
			Total Check:	110.00		
1000049324	06/19/17	1074	PRO LINE MUSIC			
00029702	1148			40.00		
7-10-1110-610-000-30-81-12			SUPPLIES-MUSIC-SEC	40.00	C	Computer
00029703	1151	00008320		200.00		
7-10-3210-610-000-00-81-00			SUPPLIES-ACTIVITIES	200.00	C	Computer
			Total Check:	240.00		
			Total Bank:	68,045.39		
			Total Computer Checks (Including Voids)	68,045.39		
			Total Manual Checks (Including Voids)	.00		
			Total ACH Checks (Including Voids)	.00		

Check Key	Date Paid	Vendor No / Vendor Name	Amount Paid		Status	Status	Description
Claim No	Invoice No	PO No	Description	Acct	Amt.		
Account No / Description				Acct	Amt.	Status	Description
			Total Other Checks (Including Voids)		.00		
			Total Electronic Checks (Including Voids)		.00		
			Total Computer Voids		.00		
			Total Manual Voids		.00		
			Total ACH Voids		.00		
			Total Other Voids		.00		
			Total Electronic Voids		.00		
			Grand Total:		68,045.39		
			Number of Checks:		7		

Batch # 000601
 Dated 6-19-2017

Report Date 06/19/17 08:51 AM

MISC. WKLY PMTS JUNE 19 2017

School District Borough of Morrisville

Page No 1

A/P Summary Check Register

FPREG01A

Bank	Check No	Amount	Date	Vendor	Type
10	00049318	293.94	06/19/17	14524 COURIER TIMES, INC	C
10	00049319	12,567.80	06/19/17	20052 DELL MARKETING L.P.	C
10	00049320	112.00	06/19/17	460 FIELDS SCREENPRNT & EMBROIDERY	C
10	00049321	3,155.95	06/19/17	487 FRANKLIN CHEMICAL CO.	C
10	00049322	51,565.70	06/19/17	598 HOUGHTON MIFFLIN	C
10	00049323	110.00	06/19/17	20850 MARTY KRZYWONOS	C
10	00049324	240.00	06/19/17	1074 PRO LINE MUSIC	C
Total Bank No 10		68,045.39			

Total Manual Checks	.00
Total Computer Checks	68,045.39
Total ACH Checks	.00
Total Other Checks	.00
Total Electronic Checks	.00
Total Computer Voids	.00
Total Manual Voids	.00
Total ACH Voids	.00
Total Other Voids	.00
Total Electronic Voids	.00

Grand Total 68,045.39
 Number of Checks 7

Batch Yr	Batch No	Amount
17	000601	68,045.39

Batch # 000596
 Dated 6-16-17
 Report Date 06/15/17

MISC WKLY PMTS JUNE 16 2017
 School District Borough of Morrisville

For 06/16/17 - 06/16/17

A/P Detail Check Register

FPREG02A

Check Key	Date Paid	Vendor No / Vendor Name		Amount Paid			
Claim No	Invoice No	PO No	Description	Acct Amt.	Status	Status	Description
Account No / Description				Acct Amt.	Status	Status	Description
Bank No 10							
1000049303	06/16/17	18260	AMCA SYSTEMS, LLC				
00029668	1928			6.00			
	7-10-2516-340-000-00-01-00		PROF SVC-BUSINESS	6.00	C		Computer
				Total Check:	6.00		
1000049304	06/16/17	14591	COMCAST				
00029669	06042017			117.07			
	7-10-2620-430-000-00-04-51		PROP SVC-PLANT-CONTR'D-PHONE	117.07	C		Computer
				Total Check:	117.07		
1000049305	06/16/17	330	CUNNINGHAM HARDWARE				
00029670	3409			28.35			
	7-10-2620-430-000-00-04-40		PROP SVC-PLANT-GEN'L RPR/MAINT	28.35	C		Computer
				Total Check:	28.35		
1000049306	06/16/17	481	FIRST KEYSTONE ELECTRIC, INC.				
00029671	6908			469.00			
	7-10-2620-430-000-00-04-48		PROP SVC-PLANT-CONTR'D ELEC SV	469.00	C		Computer
00029672	6928			592.00			
	7-10-2620-430-000-00-04-48		PROP SVC-PLANT-CONTR'D ELEC SV	592.00	C		Computer
00029673	6931			1,160.00			
	7-10-2620-430-000-00-04-48		PROP SVC-PLANT-CONTR'D ELEC SV	1,160.00	C		Computer
00029674	6950			1,968.00			
	7-10-2620-430-000-00-04-48		PROP SVC-PLANT-CONTR'D ELEC SV	1,968.00	C		Computer
				Total Check:	4,189.00		
1000049307	06/16/17	20222	FRANKLIN-GRIFFITH, LLC				
00029675	S1908118 001			271.95			
	7-10-2620-610-000-00-04-62		SUPPLIES-PLANT-ELECTRIC LIGHTS	271.95	C		Computer
				Total Check:	271.95		
1000049308	06/16/17	598	HOUGHTON MIFFLIN				
00029676	953134388	00008294		6,456.98			
	7-10-1290-610-000-30-01-00		ACCESS SUPPLIES	6,456.98	C		Computer
				Total Check:	6,456.98		
1000049309	06/16/17	10529	IPS LASER EXPRESS				
00029677	86947	00008288		137.52			
	7-10-2818-750-000-00-00-01		EQUIPMENT-DATA PROCESSING	137.52	C		Computer
				Total Check:	137.52		
1000049310	06/16/17	8591	JAMMER DOORS				
00029678	11093 19760	00008147		3,500.00			
	7-10-2620-430-000-00-04-40		PROP SVC-PLANT-GEN'L RPR/MAINT	3,500.00	C		Computer
				Total Check:	3,500.00		
1000049311	06/16/17	1523	MARK J KWARTNIK				
00029680	01132017		TRAVEL REIMBURSEMENT	17.82			
	7-10-1110-580-000-30-81-00		OTHER SVC-TRAVEL-SEC.	17.82	C		Computer
00029679	04052017		TRAVEL REIMBURSEMENT	91.34			
	7-10-1110-580-000-30-81-00		OTHER SVC-TRAVEL-SEC.	91.34	C		Computer
				Total Check:	109.16		
1000049312	06/16/17	887	NASSP/NJHS				
00029682	9000880236			95.00			

A/P Detail Check Register

Check Key	Date Paid	Vendor No / Vendor Name	Amount Paid	Status	Status Description		
Claim No	Invoice No	PO No	Description	Acct Amt.	Status Description		
Account No / Description					Acct Amt.	Status	Status Description
Bank No 10							
1000049312	06/16/17	887	NASSP/NJHS				
00029682	9000880236			95.00			
	7-10-2380-810-000-30-81-00		OTHER OBJ-DUES & FEES PRINC HS	95.00	C	Computer	
00029683	9000892977			385.00			
	7-10-2380-810-000-30-81-00		OTHER OBJ-DUES & FEES PRINC HS	385.00	C	Computer	
00029681	9000907172			385.00			
	7-10-2380-810-000-30-81-00		OTHER OBJ-DUES & FEES PRINC HS	385.00	C	Computer	
			Total Check:	865.00			
1000049313	06/16/17	17060	PITNEY BOWES GLOBAL FINANCIAL SERV LLC				
00029684	3303667523			708.93			
	7-10-2511-442-000-00-02-00		PROP SVC-BUSINESS-EQ RENTALS	708.93	C	Computer	
			Total Check:	708.93			
1000049314	06/16/17	21660	S & S DISCOUNT PE SUPPLIES				
00029685	9696598	00008304		838.51			
	7-10-1110-610-000-30-81-08		SUPPLIES-HEALTH & P.E.-SEC	838.51	C	Computer	
			Total Check:	838.51			
1000049315	06/16/17	20508	SUNBELT RENTALS, INC				
00029686	69148581 001			1,169.12			
	7-10-2620-442-000-00-04-50		PROP SVC-PLANT-EQ RENTAL	1,169.12	C	Computer	
			Total Check:	1,169.12			
1000049316	06/16/17	6394	W.D.B. LAWN & GARDEN, INC.				
00029687	121727			3,050.00			
	7-10-2620-414-000-00-04-34		PROP SVC-LAWN CARE SERVICES	3,050.00	C	Computer	
00029688	121704			1,250.00			
	7-10-2620-414-000-00-04-34		PROP SVC-LAWN CARE SERVICES	1,250.00	C	Computer	
			Total Check:	4,300.00			
1000049317	06/16/17	1427	WISER AUTO REPAIR				
00029689	A020653			74.00			
	7-10-2720-750-000-00-00-00		TRANSPORTATION EQUIPMENT	74.00	C	Computer	
			Total Check:	74.00			
			Total Bank:	22,771.59			
			Total Computer Checks (Including Voids)	22,771.59			
			Total Manual Checks (Including Voids)	.00			
			Total ACH Checks (Including Voids)	.00			
			Total Other Checks (Including Voids)	.00			
			Total Electronic Checks (Including Voids)	.00			
			Total Computer Voids	.00			
			Total Manual Voids	.00			
			Total ACH Voids	.00			
			Total Other Voids	.00			
			Total Electronic Voids	.00			
			Grand Total:	22,771.59			
			Number of Checks:	15			

Batch # 000596
 Dated 6-16-17
 Report Date 06/15/17 11:26 AM

MISC Wkly PMTS JUNE 16 2017

School District Borough of Morrisville

A/P Summary Check Register

FPREG01A

Bank	Check No	Amount	Date	Vendor	Type
10	00049303	6.00	06/16/17	18260 AMCA SYSTEMS, LLC	C
10	00049304	117.07	06/16/17	14591 COMCAST	C
10	00049305	28.35	06/16/17	330 CUNNINGHAM HARDWARE	C
10	00049306	4,189.00	06/16/17	481 FIRST KEYSTONE ELECTRIC, INC.	C
10	00049307	271.95	06/16/17	20222 FRANKLIN-GRIFFITH, LLC	C
10	00049308	6,456.98	06/16/17	598 HOUGHTON MIPFLIN	C
10	00049309	137.52	06/16/17	10529 IPS LASER EXPRESS	C
10	00049310	3,500.00	06/16/17	8591 JAMMER DOORS	C
10	00049311	109.16	06/16/17	1523 MARK J KWARTNIK	C
10	00049312	865.00	06/16/17	887 NASSP/NJHS	C
10	00049313	708.93	06/16/17	17060 PITNEY BOWES GLOBAL FINANCIAL SERV LLC	C
10	00049314	838.51	06/16/17	21660 S & S DISCOUNT PE SUPPLIES	C
10	00049315	1,169.12	06/16/17	20508 SUNBELT RENTALS, INC	C
10	00049316	4,300.00	06/16/17	6394 W.D.B. LAWN & GARDEN, INC.	C
10	00049317	74.00	06/16/17	1427 WISER AUTO REPAIR	C

Total Bank No 10 22,771.59

Total Manual Checks	.00
Total Computer Checks	22,771.59
Total ACH Checks	.00
Total Other Checks	.00
Total Electronic Checks	.00
Total Computer Voids	.00
Total Manual Voids	.00
Total ACH Voids	.00
Total Other Voids	.00
Total Electronic Voids	.00

Grand Total 22,771.59

Number of Checks 15

Batch Yr	Batch No	Amount
17	000596	22,771.59

Batch # 000594
 Dated 6-29-17
 Report Date 06/14/17

Legal PMPs JUNE 29, 2017

School District Borough of Morrisville

For 06/29/17 - 06/29/17

A/P Detail Check Register

FPREG02A

Check Key	Date Paid	Vendor No / Vendor Name	Amount Paid	Status	Status Description	
Claim No	Invoice No	PO No	Description	Acct Amt.	Status Description	
Account No / Description					Acct Amt.	Status Description
Bank No 10						
1000049301	06/29/17	14370	HILL WALLACK LLP			
00029652	456790		016696-00082	287.50		
	7-10-2350-340-000-00-01-00	PROF	SVC-LEGAL SVCS	287.50	C Computer	
00029653	456776		01669600092	2,297.82		
	7-10-2350-340-000-00-01-00	PROF	SVC-LEGAL SVCS	2,297.82	C Computer	
00029654	456775		01669600091	655.84		
	7-10-2350-340-000-00-01-00	PROF	SVC-LEGAL SVCS	655.84	C Computer	
00029655	456774		01669600090	28.00		
	7-10-2350-340-000-00-01-00	PROF	SVC-LEGAL SVCS	28.00	C Computer	
00029656	456773		01669600084	187.50		
	7-10-2350-340-000-00-01-00	PROF	SVC-LEGAL SVCS	187.50	C Computer	
00029657	456772		01669600081	72.50		
	7-10-2350-340-000-00-01-00	PROF	SVC-LEGAL SVCS	72.50	C Computer	
00029649	456771		01669600076	899.00		
	7-10-2350-340-000-00-01-00	PROF	SVC-LEGAL SVCS	899.00	C Computer	
00029659	456770		01669600075	280.00		
	7-10-2350-340-000-00-01-00	PROF	SVC-LEGAL SVCS	280.00	C Computer	
00029660	456769		01669600059	196.00		
	7-10-2350-340-000-00-01-00	PROF	SVC-LEGAL SVCS	196.00	C Computer	
00029661	456768		01669600048	217.50		
	7-10-2350-340-000-00-01-00	PROF	SVC-LEGAL SVCS	217.50	C Computer	
00029662	456767		01669600032	600.80		
	7-10-2350-340-000-00-01-00	PROF	SVC-LEGAL SVCS	600.80	C Computer	
00029663	456766		01669600023	612.80		
	7-10-2350-340-000-00-01-00	PROF	SVC-LEGAL SVCS	612.80	C Computer	
00029664	456765		01669600015	2,187.50		
	7-10-2350-340-000-00-01-00	PROF	SVC-LEGAL SVCS	2,187.50	C Computer	
00029651	456764		01669600011	70.00		
	7-10-2350-340-000-00-01-00	PROF	SVC-LEGAL SVCS	70.00	C Computer	
00029650	456763		01669600002	196.00		
	7-10-2350-340-000-00-01-00	PROF	SVC-LEGAL SVCS	196.00	C Computer	
00029658	456762		01669600001	4,609.80		
	7-10-2350-340-000-00-01-00	PROF	SVC-LEGAL SVCS	4,609.80	C Computer	
Total Check:				13,398.56		
1000049302	06/29/17	1298	SWEET, STEVENS, KATZ & WILLIAMS			
00029667	107155		304 0001	58.50		
	7-10-2350-340-000-00-01-00	PROF	SVC-LEGAL SVCS	58.50	C Computer	
00029666	107156		304 0008	622.50		
	7-10-2350-340-000-00-01-00	PROF	SVC-LEGAL SVCS	622.50	C Computer	
00029665	107157		304 0011	526.50		
	7-10-2350-340-000-00-01-00	PROF	SVC-LEGAL SVCS	526.50	C Computer	
Total Check:				1,207.50		
Total Bank:				14,606.06		
Total Computer Checks (Including Voids)				14,606.06		
Total Manual Checks (Including Voids)				.00		

Report Date 06/14/17

School District Borough of Morrisville

Page No 2

For 06/29/17 - 06/29/17

A/P Detail Check Register

FPREG02A

Check Key	Date Paid	Vendor No / Vendor Name	Amount Paid	Status	Status Description
Claim No	Invoice No	PO No	Description	Acct Amt.	
Account No / Description					
			Total ACH Checks (Including Voids)	.00	
			Total Other Checks (Including Voids)	.00	
			Total Electronic Checks (Including Voids)	.00	
			Total Computer Voids	.00	
			Total Manual Voids	.00	
			Total ACH Voids	.00	
			Total Other Voids	.00	
			Total Electronic Voids	.00	
			Grand Total:	14,606.06	
			Number of Checks:	2	

Batch # 000594
 Dated 6-29-17

Report Date 06/14/17 10:27 AM

Legal PMTS JUNE 29, 2017

School District Borough of Morrisville

Page No 1

A/P Summary Check Register

FPREG01A

Bank	Check No	Amount	Date	Vendor	Type
10	00049301	13,398.56	06/29/17	14370 HILL WALLACK LLP	C
10	00049302	1,207.50	06/29/17	1298 SWEET, STEVENS, KATZ & WILLIAMS	C
Total Bank No 10		14,606.06			

Total Manual Checks	.00
Total Computer Checks	14,606.06
Total ACH Checks	.00
Total Other Checks	.00
Total Electronic Checks	.00
Total Computer Voids	.00
Total Manual Voids	.00
Total ACH Voids	.00
Total Other Voids	.00
Total Electronic Voids	.00

Grand Total 14,606.06

Number of Checks 2

Batch Yr	Batch No	Amount
17	000594	14,606.06

Batch # 000589
 Dated 6-12-17
 Report Date 06/12/17

MISC WKly PMTS JUNE 12 2017
 School District Borough of Morrisville

For 06/12/17 - 06/12/17

A/P Detail Check Register

FPREG02A

Check Key	Date Paid	Vendor No / Vendor Name		Amount Paid			
Claim No	Invoice No	PO No	Description		Acct Amt.	Status	Status Description
Account No / Description							
Bank No 10							
1000049294	06/12/17	21342	J G INK				
00029635	2692	00008275		332.50			
7-10-3210-610-000-00-81-00			SUPPLIES-ACTIVITIES	332.50	C	Computer	
				Total Check:	332.50		
1000049295	06/12/17	1605	KIMBERLY A WORRELL				
00029636	05312017		TRAVEL REIMBURSEMENT	141.33			
7-10-1110-580-000-30-81-00			OTHER SVC-TRAVEL-SEC.	141.33	C	Computer	
				Total Check:	141.33		
1000049296	06/12/17	780	MARRAZZO'S MANOR LANE FLORIST				
00029637	014388	00008289		132.00			
7-10-2380-610-000-30-81-00			SUPPLIES-PRINC OFF SEC	132.00	C	Computer	
				Total Check:	132.00		
1000049297	06/12/17	16543	MORRISVILLE MUNICIPAL AUTHORITY				
00029641	06052017			73.75			
7-10-2620-424-000-00-04-39			PROP SVC-PLANT-WATER & SEWAGE	73.75	C	Computer	
00029638	06052017 1			349.95			
7-10-2620-424-000-00-04-39			PROP SVC-PLANT-WATER & SEWAGE	349.95	C	Computer	
00029640	06052017 2			1,061.42			
7-10-2620-424-000-00-04-39			PROP SVC-PLANT-WATER & SEWAGE	1,061.42	C	Computer	
00029639	06052017 3			29.05			
7-10-2620-424-000-00-04-39			PROP SVC-PLANT-WATER & SEWAGE	29.05	C	Computer	
				Total Check:	1,514.17		
1000049298	06/12/17	16861	S4 TEACHERS LLC				
00029643	INV035155			417.03			
7-10-1110-300-000-30-01-00			SOURCE 4 TEACHER-SECONDARY	417.03	C	Computer	
00029642	INV035154			327.25			
7-10-1110-300-000-10-01-00			SOURCE 4 TEACHER-ELEMENTARY	327.25	C	Computer	
00029642	INV035154			589.05			
7-10-1110-300-000-30-01-00			SOURCE 4 TEACHER-SECONDARY	589.05	C	Computer	
				Total Check:	1,333.33		
1000049299	06/12/17	17736	SCHOLASTIC INC				
00029644	M6006668	00007903		98.89			
7-10-1241-640-000-30-81-21			BKS, PERIODICALS-SEC-LS	98.89	C	Computer	
				Total Check:	98.89		
1000049300	06/12/17	21610	THE ZEO GROUP				
00029645	132579	00008274		810.00			
7-10-1110-442-000-30-81-00			PROP SVC-EQUIP RENTAL-H.S.	810.00	C	Computer	
				Total Check:	810.00		
				Total Bank:	4,362.22		
				Total Computer Checks (Including Voids)	4,362.22		
				Total Manual Checks (Including Voids)	.00		
				Total ACH Checks (Including Voids)	.00		
				Total Other Checks (Including Voids)	.00		
				Total Electronic Checks (Including Voids)	.00		
				Total Computer Voids	.00		
				Total Manual Voids	.00		

A/P Detail Check Register

Check Key	Date Paid	Vendor No / Vendor Name	Claim No	Invoice No	PO No	Description	Amount Paid	Account No / Description	Acct Amt.	Status	Status Description
						Total ACH Voids	.00				
						Total Other Voids	.00				
						Total Electronic Voids	.00				
						Grand Total:	4,362.22				
						Number of Checks:	7				

Batch # 000589

Dated 6-12-17

MISC WKLY PMTS JUNE 12 2017

Report Date 06/12/17 01:31 PM

School District Borough of Morrisville

Page No 1

A/P Summary Check Register

FPREG01A

Bank	Check No	Amount	Date	Vendor	Type
10	00049294	332.50	06/12/17	21342 J G INK	C
10	00049295	141.33	06/12/17	1605 KIMBERLY A WORRELL	C
10	00049296	132.00	06/12/17	780 MARRAZZO'S MANOR LANE FLORIST	C
10	00049297	1,514.17	06/12/17	16543 MORRISVILLE MUNICIPAL AUTHORITY	C
10	00049298	1,333.33	06/12/17	16861 S4 TEACHERS LLC	C
10	00049299	98.89	06/12/17	17736 SCHOLASTIC INC	C
10	00049300	810.00	06/12/17	21610 THE ZEO GROUP	C
Total Bank No 10		4,362.22			

Total Manual Checks	.00
Total Computer Checks	4,362.22
Total ACH Checks	.00
Total Other Checks	.00
Total Electronic Checks	.00
Total Computer Voids	.00
Total Manual Voids	.00
Total ACH Voids	.00
Total Other Voids	.00
Total Electronic Voids	.00

Grand Total 4,362.22
Number of Checks 7

Batch Yr	Batch No	Amount
17	000589	4,362.22

Batch # 000588
 Dated 6-17-17
 Report Date 06/12/17

Cafeteria JUNE 16 2017

School District Borough of Morrisville

For 06/17/17 - 06/17/17

A/P Detail Check Register

FPREG02A

Check Key	Date Paid	Vendor No / Vendor Name	Amount Paid	Status	Status Description
Claim No	Invoice No	PO No	Description	Acct Amt.	Status Description
Account No / Description				Acct Amt.	Status Description
Bank No 20					
2000002396	06/17/17	1670	METZ AND ASSOCIATES, LTD.		
00029634	10561704			16,933.60	
7-51-3100-630-000-00-00-00			FOOD EXPENSE-CAFETERIA	16,933.60	C Computer
00029634	10561704			1,111.76	
7-51-3100-610-000-00-00-00			SUPPLIES-CAFETERIA	1,111.76	C Computer
00029634	10561704			235.62	
7-51-3100-110-000-00-00-00			SAL-ADMN-CAFETERIA	235.62	C Computer
00029634	10561704			25,097.00	
7-51-3100-111-000-00-00-00			SAL-REGULAR-CAFETERIA	25,097.00	C Computer
00029634	10561704			3,764.55	
7-51-3100-220-000-00-00-00			BENE-SOC SEC CAFETERIA	3,764.55	C Computer
00029634	10561704			5,019.40	
7-51-3100-210-000-00-00-00			BENE-GR INS-CAFETERIA	5,019.40	C Computer
00029634	10561704			3,482.49	
7-51-3100-330-000-00-01-00			CONTRACTED SERVICES	3,482.49	C Computer
00029634	10561704			306.04	
7-51-3100-529-000-00-00-00			CAFE-OTHER INSURANCE	306.04	C Computer
			Total Check:	55,950.46	
			Total Bank:	55,950.46	
			Total Computer Checks (Including Voids)	55,950.46	
			Total Manual Checks (Including Voids)	.00	
			Total ACH Checks (Including Voids)	.00	
			Total Other Checks (Including Voids)	.00	
			Total Electronic Checks (Including Voids)	.00	
			Total Computer Voids	.00	
			Total Manual Voids	.00	
			Total ACH Voids	.00	
			Total Other Voids	.00	
			Total Electronic Voids	.00	
			Grand Total:	55,950.46	
			Number of Checks:	1	

Batch # 000588
Dated 6-17-17

Report Date 06/12/17 10:11 AM

Cafeteria JUNE 16 2017

School District Borough of Morrisville

Page No 1

A/P Summary Check Register

FPREG01A

Bank	Check No	Amount	Date	Vendor	Type
20	00002396	55,950.46	06/17/17	1670 METZ AND ASSOCIATES, LTD.	C
Total Bank No 20		55,950.46			

Total Manual Checks	.00
Total Computer Checks	55,950.46
Total ACH Checks	.00
Total Other Checks	.00
Total Electronic Checks	.00
Total Computer Voids	.00
Total Manual Voids	.00
Total ACH Voids	.00
Total Other Voids	.00
Total Electronic Voids	.00

Grand Total 55,950.46
Number of Checks 1

Batch Yr	Batch No	Amount
17	000588	55,950.46

Batch # 000596
 Dated 6-7-17
 Report Date 06/08/17

MISC WKLY PMTS JUNE 07 2017
 School District Borough of Morrisville

For 06/07/17 - 06/07/17

A/P Detail Check Register

FPREG02A

Check Key	Date Paid	Vendor No / Vendor Name		Amount Paid			
Claim No	Invoice No	PO No	Description				
Account No / Description				Acct Amt.	Status	Status	Description
Bank No 10							
1000049273	06/07/17	7676	APPLE, INC.				
00029606	4439485966	00008282		158.00			
	7-10-2818-758-000-30-01-00		EQUIPMENT SEC TECHNOLOGY	158.00	C		Computer
				Total Check:			158.00
1000049274	06/07/17	100	AT&T				
00029607	877291473X06032			874.19			
	7-10-2620-530-000-00-01-00		OTHER SVC-PLANT-TELEPHONE	874.19	C		Computer
				Total Check:			874.19
1000049275	06/07/17	184	BUCKS COUNTY COMMUNITY COLLEGE				
00029608	06072017		DOMINIQUE DECREE	500.00			
	7-10-1110-240-000-30-01-00		BENE-TUITION REIMB-SECONDARY	500.00	C		Computer
				Total Check:			500.00
1000049276	06/07/17	21628	CIYIONNAH OSBORNE				
00029609	06022017		HOURS WORKED	29.00			
	7-10-1211-322-000-30-01-00		PROF ED SVC-WORK EXPERIENCE-SEC	29.00	C		Computer
				Total Check:			29.00
1000049277	06/07/17	20753	CPR SAVERS				
00029610	443319	00008284		2,911.64			
	7-10-2440-610-000-00-01-00		SUPPLIES-NURSE'S OFFICE	2,911.64	C		Computer
				Total Check:			2,911.64
1000049278	06/07/17	21725	DELAWARE VALLEY UNIVERSITY				
00029611	06072017		JACOB MIRANDA	100.00			
	7-10-1110-240-000-30-01-00		BENE-TUITION REIMB-SECONDARY	100.00	C		Computer
				Total Check:			100.00
1000049279	06/07/17	21385	EAGLE PEAK				
00029612	05312017			316.57			
	7-10-2511-610-000-00-02-00		SUPPLIES-BUSINESS OFFICE	316.57	C		Computer
				Total Check:			316.57
1000049280	06/07/17	594	HOME DEPOT				
00029613	05262017			1,357.95			
	7-10-2620-610-000-00-04-68		SUPPLIES=PLANT-NON INSTR-GEN'L	1,357.95	C		Computer
				Total Check:			1,357.95
1000049281	06/07/17	4634	KIDSSPACE OF BUCKS COUNTY, LLC				
00029614	1822			5,004.00			
	7-10-2990-595-000-00-01-00		OTHER SUPPORT SERVICES	5,004.00	C		Computer
				Total Check:			5,004.00
1000049282	06/07/17	842	MINUTEMAN PRESS OF MORRISVILLE, PA				
00029615	5914	00008296		120.50			
	7-10-2380-610-000-30-81-00		SUPPLIES-PRINC OFF SEC	120.50	C		Computer
				Total Check:			120.50
1000049283	06/07/17	1626	MORRISVILLE SCHOOL DISTRICT				
00029616	06012017		12262016 adjustment	446.25			
	7-10-3210-515-000-00-81-00		OTHER SVC-ACTIVITIES TRANSPOR.	446.25	C		Computer
				Total Check:			446.25
1000049284	06/07/17	912	NEWTOWN OFFICE & COMP SUPPLY				
00029618	588288 0	00008270		6.98			

A/P Detail Check Register

Check Key	Date Paid	Vendor No / Vendor Name		Amount Paid			
Claim No	Invoice No	PO No	Description		Acct Amt.	Status	Status Description
Account No / Description							
Bank No 10							
1000049284	06/07/17	912	NEWTOWN OFFICE & COMP SUPPLY				
00029618	588288 0	00008270			6.98		
	7-10-2380-610-000-30-81-00		SUPPLIES-PRINC OFF SEC		6.98	C	Computer
00029617	589793 0	00008290			209.99		
	7-10-2818-750-000-00-00-01		EQUIPMENT-DATA PROCESSING		209.99	C	Computer
				Total Check:	216.97		
1000049285	06/07/17	913	NEXTEL COMMUNICATIONS				
00029619	758637026 177				933.42		
	7-10-2620-530-000-00-01-00		OTHER SVC-PLANT-TELEPHONE		933.42	C	Computer
				Total Check:	933.42		
1000049286	06/07/17	972	PASBO				
00029620	06012017		MEMBERSHIP RENEWAL		250.00		
	7-10-2511-810-000-00-02-00		OTHER OBJ-BUSINESS-DUES & FEES		250.00	C	Computer
				Total Check:	250.00		
1000049287	06/07/17	3247	PENN BEHAVIORAL HEALTH SERVICES				
00029621	FY17 Q4 430		EMPLOYEE ASST PROG		500.00		
	7-10-1110-290-000-10-01-00		BENE-OTHER BENEFITS-ELEM		500.00	C	Computer
				Total Check:	500.00		
1000049288	06/07/17	1636	PETTY CASH				
00029622	06072017		PETTY CASH		40.00		
	7-10-2720-626-000-00-04-00		SUPPLIES-TRANSP-GASOLINE & OIL		40.00	C	Computer
00029622	06072017		PETTY CASH		233.78		
	7-10-1211-322-000-30-01-00		PROF ED SVC-WORK EXPERIENCE-SEC		233.78	C	Computer
00029622	06072017		PETTY CASH		27.75		
	7-10-2818-750-000-00-00-01		EQUIPMENT-DATA PROCESSING		27.75	C	Computer
00029622	06072017		PETTY CASH		7.71		
	7-10-2360-530-000-00-01-00		OTHER SVC-POSTAGE SUPT OFFICE		7.71	C	Computer
				Total Check:	309.24		
1000049289	06/07/17	16861	S4 TEACHERS LLC				
00029624	INV034610				269.41		
	7-10-1110-300-000-30-01-00		SOURCE 4 TEACHER-SECONDARY		269.41	C	Computer
00029624	INV034610				863.03		
	7-10-1110-300-000-30-01-00		SOURCE 4 TEACHER-SECONDARY		863.03	C	Computer
00029623	INV034609				654.50		
	7-10-1110-300-000-10-01-00		SOURCE 4 TEACHER-ELEMENTARY		654.50	C	Computer
00029623	INV034609				1,309.00		
	7-10-1110-300-000-30-01-00		SOURCE 4 TEACHER-SECONDARY		1,309.00	C	Computer
				Total Check:	3,095.94		
1000049290	06/07/17	11878	SEAN SNEAD				
00029625	06022017		HOURS WORKED		29.00		
	7-10-1211-322-000-30-01-00		PROF ED SVC-WORK EXPERIENCE-SEC		29.00	C	Computer
				Total Check:	29.00		
1000049291	06/07/17	18414	VOYAGER SOPRIS LEARNING				
00029626	1795586	00008293			2,183.50		
	7-10-1290-610-000-30-01-00		ACCESS SUPPLIES		2,183.50	C	Computer
				Total Check:	2,183.50		

A/P Detail Check Register

Check Key	Date Paid	Vendor No / Vendor Name	Amount Paid			
Claim No	Invoice No	PO No	Description	Acct Amt.	Status	Status Description
Account No / Description				Acct Amt.	Status	Status Description
Bank No 10						
1000049292	06/07/17	1413	WEST CHESTER UNIVERSITY			
00029627	06072017		DANIELA MOLINA VANEGAS	1,000.00		
7-10-1110-240-000-30-01-00			BENE-TUITION REIMB-SECONDARY	1,000.00	C	Computer
Total Check:				1,000.00		
1000049293	06/07/17	17469	XEROX CORPORATION			
00029630	089427583			316.49		
7-10-1110-442-000-30-81-00			PROP SVC-EQUIP RENTAL-H.S.	316.49	C	Computer
00029628	089249549			461.54		
7-10-1110-442-000-10-23-00			PROP SVC-EQUIP RENTAL-GV	461.54	C	Computer
00029629	089249548			461.54		
7-10-1110-442-000-10-23-00			PROP SVC-EQUIP RENTAL-GV	461.54	C	Computer
00029631	089249550			461.54		
7-10-1110-442-000-10-23-00			PROP SVC-EQUIP RENTAL-GV	461.54	C	Computer
Total Check:				1,701.11		
Total Bank:				22,037.28		
Total Computer Checks (Including Voids)				22,037.28		
Total Manual Checks (Including Voids)				.00		
Total ACH Checks (Including Voids)				.00		
Total Other Checks (Including Voids)				.00		
Total Electronic Checks (Including Voids)				.00		
Total Computer Voids				.00		
Total Manual Voids				.00		
Total ACH Voids				.00		
Total Other Voids				.00		
Total Electronic Voids				.00		
Grand Total:				22,037.28		
Number of Checks:				21		

Batch #000576

Dated 6-7-17

Report Date 06/08/17 09:36 AM

MISC WKly PMTS June 07 2017

School District Borough of Morrisville

A/P Summary Check Register

FPREG01A

Bank	Check No	Amount	Date	Vendor	Type
10	00049273	158.00	06/07/17	7676 APPLE, INC.	C
10	00049274	874.19	06/07/17	100 AT&T	C
10	00049275	500.00	06/07/17	184 BUCKS COUNTY COMMUNITY COLLEGE	C
10	00049276	29.00	06/07/17	21628 CIYIONNAH OSBORNE	C
10	00049277	2,911.64	06/07/17	20753 CPR SAVERS	C
10	00049278	100.00	06/07/17	21725 DELAWARE VALLEY UNIVERSITY	C
10	00049279	316.57	06/07/17	21385 EAGLE PEAK	C
10	00049280	1,357.95	06/07/17	594 HOME DEPOT	C
10	00049281	5,004.00	06/07/17	4634 KIDSSPACE OF BUCKS COUNTY, LLC	C
10	00049282	120.50	06/07/17	842 MINUTEMAN PRESS OF MORRISVILLE, PA	C
10	00049283	446.25	06/07/17	1626 MORRISVILLE SCHOOL DISTRICT	C
10	00049284	216.97	06/07/17	912 NEWTOWN OFFICE & COMP SUPPLY	C
10	00049285	933.42	06/07/17	913 NEXTEL COMMUNICATIONS	C
10	00049286	250.00	06/07/17	972 PASBO	C
10	00049287	500.00	06/07/17	3247 PENN BEHAVIORAL HEALTH SERVICES	C
10	00049288	309.24	06/07/17	1636 PETTY CASH	C
10	00049289	3,095.94	06/07/17	16861 S4 TEACHERS LLC	C
10	00049290	29.00	06/07/17	11878 SEAN SNEAD	C
10	00049291	2,183.50	06/07/17	18414 VOYAGER SOPRIS LEARNING	C
10	00049292	1,000.00	06/07/17	1413 WEST CHESTER UNIVERSITY	C
10	00049293	1,701.11	06/07/17	17469 XEROX CORPORATION	C
Total Bank No 10		22,037.28			

Total Manual Checks	.00
Total Computer Checks	22,037.28
Total ACH Checks	.00
Total Other Checks	.00
Total Electronic Checks	.00
Total Computer Voids	.00
Total Manual Voids	.00
Total ACH Voids	.00
Total Other Voids	.00
Total Electronic Voids	.00

Grand Total	22,037.28
Number of Checks	21

Batch Yr	Batch No	Amount
17	000576	22,037.28

Batch # 000578
 Dated 6-7-17
 Report Date 06/07/17

CAPITAL PMT JUNE 07 2017

School District Borough of Morrisville

Page No 1

For 06/07/17 - 06/07/17

A/P Detail Check Register

FPREG02A

Check Key	Date Paid	Vendor No / Vendor Name	Amount Paid			
Claim No	Invoice No	PO No	Description	Acct Amt.	Status	Status Description
Account No / Description				Acct Amt.	Status	Status Description
Bank No	22					
2200220446	06/07/17	8117	ED SMALL			
00029605	672558		FENCE / GRANDVIEW	9,144.00		
7-22-2650-752-000-00-00-00			MAINTENANCE-CAPITAL EQUIPMENT	9,144.00	C	Computer
			Total Check:	9,144.00		
			Total Bank:	9,144.00		
			Total Computer Checks (Including Voids)	9,144.00		
			Total Manual Checks (Including Voids)	.00		
			Total ACH Checks (Including Voids)	.00		
			Total Other Checks (Including Voids)	.00		
			Total Electronic Checks (Including Voids)	.00		
			Total Computer Voids	.00		
			Total Manual Voids	.00		
			Total ACH Voids	.00		
			Total Other Voids	.00		
			Total Electronic Voids	.00		
			Grand Total:	9,144.00		
			Number of Checks:	1		

Batch # 000578
Dated 6-7-17

Report Date 06/07/17 10:50 AM

Capital PMT JUNE 07 2017

School District Borough of Morrisville

Page No 1

A/P Summary Check Register

FPREG01A

Bank	Check No	Amount	Date	Vendor	Type
22	00220446	9,144.00	06/07/17	8117 ED SMALL	C
Total Bank No 22		9,144.00			

Total Manual Checks	.00
Total Computer Checks	9,144.00
Total ACH Checks	.00
Total Other Checks	.00
Total Electronic Checks	.00
Total Computer Voids	.00
Total Manual Voids	.00
Total ACH Voids	.00
Total Other Voids	.00
Total Electronic Voids	.00

Grand Total 9,144.00
Number of Checks 1

Batch Yr	Batch No	Amount
17	000578	9,144.00

Batch # 000565
 Dated 6-5-17
 Report Date 06/02/17

MISC WKLY PMTS JUNE 5, 2017
 School District Borough of Morrisville

For 06/05/17 - 06/05/17

A/P Detail Check Register By Fund

FPREG02B

Check Key	Date Paid	Vendor No	Vendor Name	Amount Paid		
Claim No	Invoice No	PO No	Description	Acct Amt	Status	Status Description
Account No \ Description						
Fund: 10	GENERAL FUND					
1000049252	06/05/17	9	ABALENE EXTERMINATING CO			
00029577	88812			50.00		
	7-10-2620-460-000-00-04-51		PROP SVC-PLANT-EXTERMINATION	50.00	C	Computer
Total Check per Fund:				50.00		
1000049253	06/05/17	15610	AMBER WERNER			
00029578	05312017		HOURS WORKED	7.25		
	7-10-1211-322-000-30-01-00		PROF ED SVC-WORK EXPERIENCE-SEC	7.25	C	Computer
Total Check per Fund:				7.25		
1000049254	06/05/17	21016	CATHERINE COLON LEATHER			
00029579	05302017		HOURS WORKED	135.00		
	7-10-1110-121-000-10-02-00		EINSTEIN PROGRAM - 1ST GRADE	135.00	C	Computer
00029580	06012017		HOURS WORKED	45.00		
	7-10-1110-121-000-10-02-00		EINSTEIN PROGRAM - 1ST GRADE	45.00	C	Computer
Total Check per Fund:				180.00		
1000049255	06/05/17	20788	CM REGENT, LLC-SUN LIFE			
00029582	06012017		SD ID 378	789.94		
	7-10-0470-031-000-00-00-01		PAY AGENCY-MEDICAL BENEFITS	789.94	C	Computer
00029581	06012017 1		SD ID 378	10.66		
	7-10-2125-270-000-10-01-00		BENE-GR INS-PPS-ELEM	10.66	C	Computer
00029583	06012017 1		SD ID 378	10.66		
	7-10-2125-270-000-30-01-00		BENE-GR INS-PPS-SEC	10.66	C	Computer
00029583	06012017 1		SD ID 378	67.20		
	7-10-2360-270-000-00-01-00		BENE-GR INS-SUPERINTENDENT	67.20	C	Computer
00029583	06012017 1		SD ID 378	32.55		
	7-10-2380-270-000-10-01-00		BENE-GR INS-PRINC. OFC-ELEM	32.55	C	Computer
00029583	06012017 1		SD ID 378	75.97		
	7-10-2500-210-000-00-01-00		BENE-GR INS-BUSINESS	75.97	C	Computer
00029583	06012017 1		SD ID 378	21.36		
	7-10-2620-270-000-00-01-00		BENE-GR INS-PLANT OPERATIONS	21.36	C	Computer
00029581	06012017 1		SD ID 378	36.48		
	7-10-2620-270-000-00-01-00		BENE-GR INS-PLANT OPERATIONS	36.48	C	Computer
Total Check per Fund:				1,044.82		
1000049256	06/05/17	325	CRYSTAL SPRINGS			
00029584	5902179052117		FINAL BILLING	187.50		
	7-10-2511-610-000-00-02-00		SUPPLIES-BUSINESS OFFICE	187.50	C	Computer
00029584	5902179052117		FINAL BILLING	187.49		
	7-10-2620-610-000-00-04-68		SUPPLIES=PLANT-NON INSTR-GEN'L	187.49	C	Computer
Total Check per Fund:				374.99		
1000049257	06/05/17	19330	ELIZABETH LARCHER			
00029585	05302017		TRAVEL REIMBURSEMENT	88.81		
	7-10-1110-580-000-30-81-00		OTHER SVC-TRAVEL-SEC.	88.81	C	Computer
Total Check per Fund:				88.81		
1000049258	06/05/17	15555	FAST			

A/P Detail Check Register By Fund

Check Key	Date Paid	Vendor No	Vendor Name	Amount Paid			
Claim No	Invoice No	PO No	Description	Acct Amt	Status	Status	Description
Account No \ Description							
Fund:	10		GENERAL FUND				
1000049258	06/05/17	15555	FAST				
00029588	8438			200.00			
	7-10-2660-390-000-00-01-00		PROF SVC PLANT SAFETY AND SECURITY	200.00	C		Computer
00029587	8439			200.00			
	7-10-2660-390-000-00-01-00		PROF SVC PLANT SAFETY AND SECURITY	200.00	C		Computer
00029586	8447			602.00			
	7-10-2660-390-000-00-01-00		PROF SVC PLANT SAFETY AND SECURITY	602.00	C		Computer
Total Check per Fund:				1,002.00			
1000049259	06/05/17	507	GARDEN STATE DUST CONTROL, INC				
00029589	937836			73.44			
	7-10-2620-610-000-00-04-61		SUPPLIES-PLANT-CUSTODIAL	73.44	C		Computer
00029590	939501			73.44			
	7-10-2620-610-000-00-04-61		SUPPLIES-PLANT-CUSTODIAL	73.44	C		Computer
Total Check per Fund:				146.88			
1000049260	06/05/17	21342	J G INK				
00029591	2714	00008295		152.00			
	7-10-1110-610-000-30-81-12		SUPPLIES-MUSIC-SEC	152.00	C		Computer
Total Check per Fund:				152.00			
1000049261	06/05/17	20230	JASON HARRIS				
00029592	06022017		TRAVEL REIMBURSEMENT	62.06			
	7-10-1110-580-000-30-81-00		OTHER SVC-TRAVEL-SEC.	62.06	C		Computer
Total Check per Fund:				62.06			
1000049262	06/05/17	1462	JESSICA REICHERT				
00029593	05222017			59.82			
	7-10-1110-580-000-30-81-00		OTHER SVC-TRAVEL-SEC.	59.82	C		Computer
Total Check per Fund:				59.82			
1000049263	06/05/17	7269	KYAW MYAT				
00029596	05312017		TRAVEL REIMBURSEMENT	32.10			
	7-10-1110-580-000-30-81-00		OTHER SVC-TRAVEL-SEC.	32.10	C		Computer
Total Check per Fund:				32.10			
1000049264	06/05/17	1513	JOHN HUBIAK Jr				
00029594	05252017		TRAVEL REIMBURSEMENT	191.24			
	7-10-1110-580-000-30-81-00		OTHER SVC-TRAVEL-SEC.	191.24	C		Computer
Total Check per Fund:				191.24			
1000049265	06/05/17	4634	KIDSSPACE OF BUCKS COUNTY, LLC				
00029595	1812			3,872.50			
	7-10-2990-595-000-00-01-00		OTHER SUPPORT SERVICES	3,872.50	C		Computer
Total Check per Fund:				3,872.50			
1000049266	06/05/17	735	LICOM COMMUNICATIONS				
00029597	33934			2,178.00			
	7-10-2620-610-000-00-04-68		SUPPLIES=PLANT-NON INSTR-GEN'L	2,178.00	C		Computer
Total Check per Fund:				2,178.00			
1000049267	06/05/17	21695	MARIE HIGGINS,				

A/P Detail Check Register By Fund

Check Key	Date Paid	Vendor No	Vendor Name	Amount Paid		
Claim No	Invoice No	PO No	Description	Acct Amt	Status	Status Description
Account No \ Description						
Fund:	10	GENERAL FUND				
1000049267	06/05/17	21695	MARIE HIGGINS,			
00029598	05232017		WELLNESS PROG	250.00		
	7-10-1100-320-211-00-00-00		PROF SVCS-DISTRICT	250.00	C	Computer
Total Check per Fund:				250.00		
1000049268	06/05/17	988	PECO ENERGY			
00029599	05242017			10,637.84		
	7-10-2620-422-000-00-04-37		PROP SVC-PLANT-ELECTRICITY	10,637.84	C	Computer
00029599	05242017			912.25		
	7-10-2620-624-000-00-04-70		SUPPLIES-PLANT-FUEL OIL	912.25	C	Computer
Total Check per Fund:				11,550.09		
1000049269	06/05/17	19216	RILEY P. MURPHY			
00029600	05312017		HOURS WORKED	29.00		
	7-10-1211-322-000-30-01-00		PROF ED SVC-WORK EXPERIENCE-SEC	29.00	C	Computer
Total Check per Fund:				29.00		
1000049270	06/05/17	16861	S4 TEACHERS LLC			
00029602	INV033968			392.70		
	7-10-1110-300-000-10-01-00		SOURCE 4 TEACHER-ELEMENTARY	392.70	C	Computer
00029602	INV033968			1,439.90		
	7-10-1110-300-000-30-01-00		SOURCE 4 TEACHER-SECONDARY	1,439.90	C	Computer
00029601	INV033969			335.96		
	7-10-1110-300-000-10-01-00		SOURCE 4 TEACHER-ELEMENTARY	335.96	C	Computer
00029601	INV033969			987.14		
	7-10-1110-300-000-30-01-00		SOURCE 4 TEACHER-SECONDARY	987.14	C	Computer
Total Check per Fund:				3,155.70		
1000049271	06/05/17	20508	SUNBELT RENTALS, INC			
00029603	68597909001			2,272.30		
	7-10-2620-442-000-00-04-50		PROP SVC-PLANT-EQ RENTAL	2,272.30	C	Computer
Total Check per Fund:				2,272.30		
1000049272	06/05/17	1471	TRACI L COLEY			
00029604	05252017		TRAVEL REIMBURSEMENT	26.75		
	7-10-1110-580-000-30-81-00		OTHER SVC-TRAVEL-SEC.	26.75	C	Computer
Total Check per Fund:				26.75		
Total Fund:				26,726.31		

A/P Detail Check Register By Fund

Check Key	Date Paid	Vendor No	Vendor Name	Amount Paid		
Claim No	Invoice No	PO No	Description	Acct Amt	Status	Status Description
Account No \ Description						
Total Computer Checks (Including Voids)				26,726.31		
Total Manual Checks (Including Voids)				.00		
Total ACH Checks (Including Voids)				.00		
Total Other Checks (Including Voids)				.00		
Total Electronic Checks (Including Voids)				.00		
Total Computer Voids				.00		
Total Manual Voids				.00		
Total ACH Voids				.00		
Total Other Voids				.00		
Total Electronic Voids				.00		
Grand Total				26,726.31		
Number of Checks				21		
Fund:	10	GENERAL FUND		26,726.31		

Batch # 000565
 Dated 6-5-17
 Report Date 06/02/17 11:40 AM

MISC. WKLY PMTS JUNE 5, 2017
 School District Borough of Morrisville

A/P Summary Check Register

FPREG01A

Bank	Check No	Amount	Date	Vendor	Type
10	00049252	50.00	06/05/17	9 ABALENE EXTERMINATING CO	C
10	00049253	7.25	06/05/17	15610 AMBER WERNER	C
10	00049254	180.00	06/05/17	21016 CATHERINE COLON LEATHER	C
10	00049255	1,044.82	06/05/17	20788 CM REGENT, LLC-SUN LIFE	C
10	00049256	374.99	06/05/17	325 CRYSTAL SPRINGS	C
10	00049257	88.81	06/05/17	19330 ELIZABETH LARCHER	C
10	00049258	1,002.00	06/05/17	15555 FAST	C
10	00049259	146.88	06/05/17	507 GARDEN STATE DUST CONTROL, INC	C
10	00049260	152.00	06/05/17	21342 J G INK	C
10	00049261	62.06	06/05/17	20230 JASON HARRIS	C
10	00049262	59.82	06/05/17	1462 JESSICA REICHERT	C
10	00049263	32.10	06/05/17	7269 KYAW MYAT	C
10	00049264	191.24	06/05/17	1513 JOHN HUBIAK Jr	C
10	00049265	3,872.50	06/05/17	4634 KIDSSPACE OF BUCKS COUNTY, LLC	C
10	00049266	2,178.00	06/05/17	735 LICOM COMMUNICATIONS	C
10	00049267	250.00	06/05/17	21695 MARIE HIGGINS,	C
10	00049268	11,550.09	06/05/17	988 PECO ENERGY	C
10	00049269	29.00	06/05/17	19216 RILEY P. MURPHY	C
10	00049270	3,155.70	06/05/17	16861 S4 TEACHERS LLC	C
10	00049271	2,272.30	06/05/17	20508 SUNBELT RENTALS, INC	C
10	00049272	26.75	06/05/17	1471 TRACI L COLEY	C

Total Bank No 10 26,726.31

Total Manual Checks	.00
Total Computer Checks	26,726.31
Total ACH Checks	.00
Total Other Checks	.00
Total Electronic Checks	.00
Total Computer Voids	.00
Total Manual Voids	.00
Total ACH Voids	.00
Total Other Voids	.00
Total Electronic Voids	.00

Grand Total 26,726.31

Number of Checks 21

Batch Yr	Batch No	Amount
17	000565	26,726.31

Batch # 000564
 Date 5-31-17
 Report Date 06/01/17

Cafeteria May 31 2017
 School District Borough of Morrisville

For 05/31/17 - 05/31/17

A/P Detail Check Register

FPREG02A

Check Key	Date Paid	Vendor No / Vendor Name	Amount Paid		
Claim No	Invoice No	PO No	Description	Acct Amt.	Status Status Description
Account No / Description					
Bank No 20					
2000002395	05/31/17	1670	METZ AND ASSOCIATES, LTD.		
00029576	1056173			21,863.05	
7-51-3100-630-000-00-00-00			FOOD EXPENSE-CAFETERIA	21,863.05	C Computer
00029576	1056173			956.35	
7-51-3100-610-000-00-00-00			SUPPLIES-CAFETERIA	956.35	C Computer
00029576	1056173			235.62	
7-51-3100-110-000-00-00-00			SAL-ADMN-CAFETERIA	235.62	C Computer
00029576	1056173			17,327.14	
7-51-3100-111-000-00-00-00			SAL-REGULAR-CAFETERIA	17,327.14	C Computer
00029576	1056173			2,599.07	
7-51-3100-220-000-00-00-00			BENE-SOC SEC CAFETERIA	2,599.07	C Computer
00029576	1056173			3,465.43	
7-51-3100-210-000-00-00-00			BENE-GR INS-CAFETERIA	3,465.43	C Computer
00029576	1056173			3,482.48	
7-51-3100-330-000-00-01-00			CONTRACTED SERVICES	3,482.48	C Computer
00029576	1056173			274.61	
7-51-3100-529-000-00-00-00			CAFE-OTHER INSURANCE	274.61	C Computer
			Total Check:	50,203.75	
			Total Bank:	50,203.75	
			Total Computer Checks (Including Voids)	50,203.75	
			Total Manual Checks (Including Voids)	.00	
			Total ACH Checks (Including Voids)	.00	
			Total Other Checks (Including Voids)	.00	
			Total Electronic Checks (Including Voids)	.00	
			Total Computer Voids	.00	
			Total Manual Voids	.00	
			Total ACH Voids	.00	
			Total Other Voids	.00	
			Total Electronic Voids	.00	
			Grand Total:	50,203.75	
			Number of Checks:	1	

Batch # 000564
Dated 5-31-17
Report Date 06/01/17 11:43 AM

Cafeteria May 31 2017
School District Borough of Morrisville

A/P Summary Check Register

FPREG01A

<u>Bank</u>	<u>Check No</u>	<u>Amount</u>	<u>Date</u>	<u>Vendor</u>	<u>Type</u>
20	00002395	50,203.75	05/31/17	1670 METZ AND ASSOCIATES, LTD.	C
Total Bank No 20		50,203.75			
				Total Manual Checks	.00
				Total Computer Checks	50,203.75
				Total ACH Checks	.00
				Total Other Checks	.00
				Total Electronic Checks	.00
				Total Computer Voids	.00
				Total Manual Voids	.00
				Total ACH Voids	.00
				Total Other Voids	.00
				Total Electronic Voids	.00
				Grand Total	50,203.75
				Number of Checks	1

Batch Yr	Batch No	Amount
17	000564	50,203.75

Batch# 000559
 Dated 5-26-2017
 Report Date 05/24/17

Officials PMTS May 26 2017
 School District Borough of Morrisville

For 05/26/17 - 05/26/17

A/P Detail Check Register

FPREG02A

Check Key	Date Paid	Vendor No / Vendor Name	Account No / Description	Amount Paid	Acct Amt.	Status	Status Description
Bank No 30							
3000008196	05/26/17	1702 ALBERT ADAMSON					
00029550	05172017	MIDDLE SCH SOFTBALL		55.00			
	7-30-3250-310-000-00-00-00	PROF SVCS-OFC ADMN SVC-REFS		55.00	C	Computer	
00029549	05192017	MIDDLE SCH SOFTBALL		55.00			
	7-30-3250-310-000-00-00-00	PROF SVCS-OFC ADMN SVC-REFS		55.00	C	Computer	
		Total Check:		110.00			
3000008197	05/26/17	1976 BOB SHAUPE					
00029551	05162017	MIDDLE SCH BASEBALL		55.00			
	7-30-3250-310-000-00-00-00	PROF SVCS-OFC ADMN SVC-REFS		55.00	C	Computer	
00029552	05192017	MIDDLE SCH BASEBALL		55.00			
	7-30-3250-310-000-00-00-00	PROF SVCS-OFC ADMN SVC-REFS		55.00	C	Computer	
		Total Check:		110.00			
3000008198	05/26/17	1731 JOHN BRESLIN					
00029553	05172017	VARSAITY SOFTBALL		75.00			
	7-30-3250-310-000-00-00-00	PROF SVCS-OFC ADMN SVC-REFS		75.00	C	Computer	
00029554	05192017	MIDDLE SCH SOFTBALL		55.00			
	7-30-3250-310-000-00-00-00	PROF SVCS-OFC ADMN SVC-REFS		55.00	C	Computer	
		Total Check:		130.00			
3000008199	05/26/17	19933 KEITH SMERAGLIO					
00029555	05172017	VARSAITY BASEBALL		75.00			
	7-30-3250-310-000-00-00-00	PROF SVCS-OFC ADMN SVC-REFS		75.00	C	Computer	
		Total Check:		75.00			
3000008200	05/26/17	1811 LARRY GOLDSTEIN					
00029556	05172017	MIDDLE SCH SOFTBALL		55.00			
	7-30-3250-310-000-00-00-00	PROF SVCS-OFC ADMN SVC-REFS		55.00	C	Computer	
		Total Check:		55.00			
3000008201	05/26/17	1947 LEO PLENSKI					
00029557	05182017	VARSAITY SOFTBALL		150.00			
	7-30-3250-310-000-00-00-00	PROF SVCS-OFC ADMN SVC-REFS		150.00	C	Computer	
00029558	05192017	VARSAITY SOFTBALL		150.00			
	7-30-3250-310-000-00-00-00	PROF SVCS-OFC ADMN SVC-REFS		150.00	C	Computer	
		Total Check:		300.00			
3000008202	05/26/17	1753 MICHAEL R. CHASE					
00029560	05152017	VARSAITY BASEBALL		75.00			
	7-30-3250-310-000-00-00-00	PROF SVCS-OFC ADMN SVC-REFS		75.00	C	Computer	
00029559	05172017	MIDDLE SCH BASEBALL		110.00			
	7-30-3250-310-000-00-00-00	PROF SVCS-OFC ADMN SVC-REFS		110.00	C	Computer	
		Total Check:		185.00			
3000008203	05/26/17	18589 RANDY GOLDSTEIN					
00029561	05162017	MIDDLE SCH BASEBALL		55.00			
	7-30-3250-310-000-00-00-00	PROF SVCS-OFC ADMN SVC-REFS		55.00	C	Computer	
		Total Check:		55.00			
3000008204	05/26/17	12823 ROBERT WOLF					
00029562	05152017	MIDDLE SCH BASEBALL		55.00			
	7-30-3250-310-000-00-00-00	PROF SVCS-OFC ADMN SVC-REFS		55.00	C	Computer	
		Total Check:		55.00			

A/P Detail Check Register

Check Key	Date Paid	Vendor No / Vendor Name			
Claim No	Invoice No	PO No	Description	Amount Paid	
Account No / Description				Acct Amt.	Status Status Description
Bank No 30					
3000008205	05/26/17	1897	RUSSELL MANNING		
00029563	05192017		MIDDLE SCH BASEBALL	55.00	
7-30-3250-310-000-00-00-00			PROF SVCS-OFC ADMN SVC-REFS	55.00	C Computer
			Total Check:	55.00	
3000008206	05/26/17	477	SHAWN J. MCALLISTER		
00029564	05172017		VARSIY BASEBALL	75.00	
7-30-3250-310-000-00-00-00			PROF SVCS-OFC ADMN SVC-REFS	75.00	C Computer
			Total Check:	75.00	
3000008207	05/26/17	10138	STEVE FOX		
00029565	05152017		VARSIY BASEBALL	75.00	
7-30-3250-310-000-00-00-00			PROF SVCS-OFC ADMN SVC-REFS	75.00	C Computer
			Total Check:	75.00	
3000008208	05/26/17	1837	TERRY HENRY		
00029566	05152017		MIDDLE SCH BASEBALL	55.00	
7-30-3250-310-000-00-00-00			PROF SVCS-OFC ADMN SVC-REFS	55.00	C Computer
			Total Check:	55.00	
3000008209	05/26/17	1853	WILLIAM BELL		
00029567	05172017		VARSIY SOFTBALL	75.00	
7-30-3250-310-000-00-00-00			PROF SVCS-OFC ADMN SVC-REFS	75.00	C Computer
			Total Check:	75.00	
			Total Bank:	1,410.00	
			Total Computer Checks (Including Voids)	1,410.00	
			Total Manual Checks (Including Voids)	.00	
			Total ACH Checks (Including Voids)	.00	
			Total Other Checks (Including Voids)	.00	
			Total Electronic Checks (Including Voids)	.00	
			Total Computer Voids	.00	
			Total Manual Voids	.00	
			Total ACH Voids	.00	
			Total Other Voids	.00	
			Total Electronic Voids	.00	
			Grand Total:	1,410.00	
			Number of Checks:	14	

Batch # 000559
 Dated 5-26-2017

Officials PMTS May 26 2017

Report Date 05/24/17 02:40 PM

School District Borough of Morrisville

Page No 1

A/P Summary Check Register

FPREG01A

Bank	Check No	Amount	Date	Vendor	Type
30	00008196	110.00	05/26/17	1702 ALBERT ADAMSON	C
30	00008197	110.00	05/26/17	1976 BOB SHAUP	C
30	00008198	130.00	05/26/17	1731 JOHN BRESLIN	C
30	00008199	75.00	05/26/17	19933 KEITH SMERAGLIO	C
30	00008200	55.00	05/26/17	1811 LARRY GOLDSTEIN	C
30	00008201	300.00	05/26/17	1947 LEO PLENSKI	C
30	00008202	185.00	05/26/17	1753 MICHAEL R. CHASE	C
30	00008203	55.00	05/26/17	18589 RANDY GOLDSTEIN	C
30	00008204	55.00	05/26/17	12823 ROBERT WOLF	C
30	00008205	55.00	05/26/17	1897 RUSSELL MANNING	C
30	00008206	75.00	05/26/17	477 SHAWN J. MCALLISTER	C
30	00008207	75.00	05/26/17	10138 STEVE FOX	C
30	00008208	55.00	05/26/17	1837 TERRY HENRY	C
30	00008209	75.00	05/26/17	1853 WILLIAM BELL	C

Total Bank No 30 1,410.00

Total Manual Checks	.00
Total Computer Checks	1,410.00
Total ACH Checks	.00
Total Other Checks	.00
Total Electronic Checks	.00
Total Computer Voids	.00
Total Manual Voids	.00
Total ACH Voids	.00
Total Other Voids	.00
Total Electronic Voids	.00

Grand Total 1,410.00

Number of Checks 14

Batch Yr	Batch No	Amount
17	000559	1,410.00

Batch # 000555
 Dated 5-22-2017
 Report Date 05/23/17

MSC Wkly PMTS May-22-2017

School District Borough of Morrisville

Page No 1

For 05/22/17 - 05/22/17

A/P Detail Check Register

FPREG02A

Check Key	Date Paid	Vendor No / Vendor Name	Account No / Description	Amount Paid	Acct Amt.	Status	Status Description
Bank No 10							
1000049224	05/22/17	15610 AMBER WERNER					
00029507	05172017			14.50			
		7-10-1211-322-000-30-01-00 PROF ED SVC-WORK EXPERIENCE-SEC		14.50		C	Computer
		Total Check:		14.50			
1000049225	05/22/17	18260 AMCA SYSTEMS, LLC					
00029508	1896			6.00			
		7-10-2516-340-000-00-01-00 PROF SVC-BUSINESS		6.00		C	Computer
		Total Check:		6.00			
1000049226	05/22/17	1519 ANDREW R KING					
00029509	04112017			482.60			
		7-10-1110-580-000-30-81-00 OTHER SVC-TRAVEL-SEC.		482.60		C	Computer
		Total Check:		482.60			
1000049227	05/22/17	13935 BRICKS 4 KIDZ					
00029511	05012017			1,125.00			
		7-10-1190-329-438-00-00-00 Century 21 Cohort 8		1,125.00		C	Computer
00029510	04272017			200.00			
		7-10-1190-329-438-00-00-00 Century 21 Cohort 8		200.00		C	Computer
		Total Check:		1,325.00			
1000049228	05/22/17	187 BRY-MAR TROPHY CO., INC.					
00029512	4655			554.80			
		7-10-3250-610-000-00-81-00 SUPPLIES-ATHLETICS		554.80		C	Computer
		Total Check:		554.80			
1000049229	05/22/17	21016 CATHERINE COLON LEATHER					
00029513	05162017			157.50			
		7-10-1110-121-000-10-02-00 EINSTEIN PROGRAM - 1ST GRADE		157.50		C	Computer
		Total Check:		157.50			
1000049230	05/22/17	21628 CIYIONNAH OSBORNE					
00029514	05192017			36.25			
		7-10-1211-322-000-30-01-00 PROF ED SVC-WORK EXPERIENCE-SEC		36.25		C	Computer
		Total Check:		36.25			
1000049231	05/22/17	14591 COMCAST					
00029515	05142017			135.88			
		7-10-2620-430-000-00-04-51 PROP SVC-PLANT-CONTR'D-PHONE		135.88		C	Computer
		Total Check:		135.88			
1000049232	05/22/17	12882 CONNECT U					
00029516	05162017			1,800.00			
		7-10-1190-329-438-00-00-00 Century 21 Cohort 8		1,800.00		C	Computer
		Total Check:		1,800.00			
1000049233	05/22/17	14761 CONSTELLATION NEW ENERGY, INC					
00029517	0039411917			2,680.52			
		7-10-2620-624-000-00-04-70 SUPPLIES-PLANT-FUEL OIL		2,680.52		C	Computer
		Total Check:		2,680.52			
1000049234	05/22/17	14524 COURIER TIMES, INC					
00029518	7116246			81.41			
		7-10-2310-540-000-00-01-00 OTHER SVC-ADVERTISING SCH BD		81.41		C	Computer
00029519	7116262			212.53			

A/P Detail Check Register

Check Key	Date Paid	Vendor No / Vendor Name	Amount Paid			
Claim No	Invoice No	PO No	Description	Account No / Description	Acct Amt.	Status Status Description
Bank No 10						
1000049234	05/22/17	14524	COURIER TIMES, INC			
00029519	7116262		AD 7116262		212.53	
	7-10-2310-540-000-00-01-00		OTHER SVC-ADVERTISING SCH BD		212.53	C Computer
				Total Check:	293.94	
1000049235	05/22/17	380	EAI EDUCATION-ERIC ARMIN INC			
00029520	INV0821258	00008237			1,029.29	
	7-10-1110-610-000-30-81-11		SUPPLIES-MATH-SEC		1,029.29	C Computer
				Total Check:	1,029.29	
1000049236	05/22/17	15105	FIRST STUDENT INC			
00029522	11347711		TRANSPORTATION		5,301.60	
	7-10-3250-515-000-00-81-00		OTHER SVC-ATHLETIC-TRANSPORT.		5,301.60	C Computer
00029523	11347713		TRANSPORTATION		406.25	
	7-10-3210-515-000-00-81-00		OTHER SVC-ACTIVITIES TRANSPOR.		406.25	C Computer
00029521	11345267		TRANSPORTATION		6,698.00	
	7-10-2720-513-000-00-01-00		OTHER SVC-TRANSP-CONTR CARRIER		6,698.00	C Computer
				Total Check:	12,405.85	
1000049237	05/22/17	10529	IPS LASER EXPRESS			
00029525	86837	00008280			84.55	
	7-10-1110-610-000-10-23-18		SUPPLIES-GENERAL-ELEM-GV		84.55	C Computer
00029524	86834	00008281			249.16	
	7-10-2380-610-000-30-81-00		SUPPLIES-PRINC OFF SEC		249.16	C Computer
				Total Check:	333.71	
1000049238	05/22/17	20230	JASON HARRIS			
00029526	05232017		TRAVEL REIMBURSEMENT		60.99	
	7-10-1110-580-000-30-81-00		OTHER SVC-TRAVEL-SEC.		60.99	C Computer
				Total Check:	60.99	
1000049239	05/22/17	4022	LINE SYSTEMS, INC.			
00029527	57031170515				1,327.93	
	7-10-2620-530-000-00-01-00		OTHER SVC-PLANT-TELEPHONE		1,327.93	C Computer
				Total Check:	1,327.93	
1000049240	05/22/17	20850	MARTY KRZYWONOS			
00029528	4355				125.00	
	7-10-2620-760-000-00-01-00		EQUIP-PLANT-REPLACEMENT EQUIP.		125.00	C Computer
				Total Check:	125.00	
1000049241	05/22/17	912	NEWTOWN OFFICE & COMP SUPPLY			
00029530	587276 0	00008261			402.74	
	7-10-1110-610-000-30-81-13		SUPPLIES-SCIENCE-SEC		402.74	C Computer
00029529	587296 0	00008263			487.43	
	7-10-1110-610-000-30-81-06		SUPPLIES-LANGUAGE-SEC		487.43	C Computer
00029531	587292 0	00008262			500.19	
	7-10-1110-610-000-30-81-13		SUPPLIES-SCIENCE-SEC		500.19	C Computer
				Total Check:	1,390.36	
1000049242	05/22/17	15075	PECO			
00029532	05152017				61.63	
	7-10-2620-422-000-00-04-37		PROP SVC-PLANT-ELECTRICITY		61.63	C Computer
				Total Check:	61.63	

A/P Detail Check Register

Check Key	Date Paid	Vendor No / Vendor Name	Amount Paid	Acct Amt.	Status	Status Description
Claim No	Invoice No	PO No	Description			
Account No / Description						
Bank No 10						
1000049243	05/22/17	1132	WELLS FARGO			
00029547	98778421			494.25		
7-10-1110-442-000-30-81-00			PROP SVC-EQUIP RENTAL-H.S.	494.25	C	Computer
			Total Check:	494.25		
1000049244	05/22/17	8702	RIDDELL/ALL AMERICAN SPORTS CORP.			
00029533	950180510			249.18		
7-10-3250-430-000-00-04-00			PROP SVC-ATHLETICS-REPAIR/MANT	249.18	C	Computer
			Total Check:	249.18		
1000049245	05/22/17	19216	RILEY P. MURPHY			
00029534	05172017		HOURS WORKED	43.50		
7-10-1211-322-000-30-01-00			PROF ED SVC-WORK EXPERIENCE-SEC	43.50	C	Computer
			Total Check:	43.50		
1000049246	05/22/17	16861	S4 TEACHERS LLC			
00029535	INV033315		SUB TEACHER	808.15		
7-10-1110-300-000-10-01-00			SOURCE 4 TEACHER-ELEMENTARY	808.15	C	Computer
00029539	INV033315		SUB TEACHER	1,291.63		
7-10-1110-300-000-30-01-00			SOURCE 4 TEACHER-SECONDARY	1,291.63	C	Computer
00029538	INV033314		SUB TEACHER	589.05		
7-10-1110-300-000-10-01-00			SOURCE 4 TEACHER-ELEMENTARY	589.05	C	Computer
00029538	INV033314		SUB TEACHER	523.60		
7-10-1110-300-000-30-01-00			SOURCE 4 TEACHER-SECONDARY	523.60	C	Computer
00029537	INV032487		SUB TEACHER	188.43		
7-10-1110-300-000-10-01-00			SOURCE 4 TEACHER-ELEMENTARY	188.43	C	Computer
00029537	INV032487		SUB TEACHER	993.25		
7-10-1110-300-000-30-01-00			SOURCE 4 TEACHER-SECONDARY	993.25	C	Computer
00029536	INV032486		SUB TEACHER	916.30		
7-10-1110-300-000-10-01-00			SOURCE 4 TEACHER-ELEMENTARY	916.30	C	Computer
00029536	INV032486		SUB TEACHER	1,309.00		
7-10-1110-300-000-30-01-00			SOURCE 4 TEACHER-SECONDARY	1,309.00	C	Computer
			Total Check:	6,619.41		
1000049247	05/22/17	11878	SEAN SNEAD			
00029540	05192017		HOURS WORKED	36.25		
7-10-1211-322-000-30-01-00			PROF ED SVC-WORK EXPERIENCE-SEC	36.25	C	Computer
			Total Check:	36.25		
1000049248	05/22/17	18074	SPORTSMANS			
00029541	02072017		CREDIT MEMO	-318.00		
7-10-3250-610-000-00-81-00			SUPPLIES-ATHLETICS	-318.00	C	Computer
00029542	10591	00007955		895.00		
7-10-3250-610-000-00-81-00			SUPPLIES-ATHLETICS	895.00	C	Computer
			Total Check:	577.00		
1000049249	05/22/17	14486	VERIZON			
00029543	05122017		TELEPHONE SERVICE	39.51		
7-10-2620-530-000-00-01-00			OTHER SVC-PLANT-TELEPHONE	39.51	C	Computer
00029544	05122017	1	TELEPHONE SERVICE	39.51		
7-10-2620-530-000-00-01-00			OTHER SVC-PLANT-TELEPHONE	39.51	C	Computer
			Total Check:	79.02		

A/P Detail Check Register

Check Key	Date Paid	Vendor No / Vendor Name	Amount Paid		
Claim No	Invoice No	PO No	Description	Acct Amt.	Status Status Description
Account No / Description				Acct Amt.	Status Status Description
Bank No 10					
1000049250	05/22/17	1404	WASTE MANAGEMENT OF PA, INC.		
00029545	221367124486			665.00	
7-10-2620-423-000-00-04-38	PROP SVC-PLANT-GARBAGE			665.00	C Computer
00029546	221367024488			665.00	
7-10-2620-423-000-00-04-38	PROP SVC-PLANT-GARBAGE			665.00	C Computer
			Total Check:	1,330.00	
1000049251	05/22/17	19364	YE OLDE YARDLEY FLORIST		
00029548	106923	00008291		262.95	
7-10-3210-610-000-00-81-00	SUPPLIES-ACTIVITIES			262.95	C Computer
			Total Check:	262.95	
			Total Bank:	33,913.31	
			Total Computer Checks (Including Voids)	33,913.31	
			Total Manual Checks (Including Voids)	.00	
			Total ACH Checks (Including Voids)	.00	
			Total Other Checks (Including Voids)	.00	
			Total Electronic Checks (Including Voids)	.00	
			Total Computer Voids	.00	
			Total Manual Voids	.00	
			Total ACH Voids	.00	
			Total Other Voids	.00	
			Total Electronic Voids	.00	
			Grand Total:	33,913.31	
			Number of Checks:	28	

Batch # 000555
 Dated 5-22-2017
 Report Date 05/23/17 10:52 AM

MISC WKly PMTS May-22-2017

School District Borough of Morrisville

A/P Summary Check Register

FPREG01A

Bank	Check No	Amount	Date	Vendor	Type
10	00049224	14.50	05/22/17	15610 AMBER WERNER	C
10	00049225	6.00	05/22/17	18260 AMCA SYSTEMS, LLC	C
10	00049226	482.60	05/22/17	1519 ANDREW R KING	C
10	00049227	1,325.00	05/22/17	13935 BRICKS 4 KIDZ	C
10	00049228	554.80	05/22/17	187 BRY-MAR TROPHY CO., INC.	C
10	00049229	157.50	05/22/17	21016 CATHERINE COLON LEATHER	C
10	00049230	36.25	05/22/17	21628 CIYIONNAH OSBORNE	C
10	00049231	135.88	05/22/17	14591 COMCAST	C
10	00049232	1,800.00	05/22/17	12882 CONNECT U	C
10	00049233	2,680.52	05/22/17	14761 CONSTELLATION NEW ENERGY, INC	C
10	00049234	293.94	05/22/17	14524 COURIER TIMES, INC	C
10	00049235	1,029.29	05/22/17	380 EAI EDUCATION-ERIC ARMIN INC	C
10	00049236	12,405.85	05/22/17	15105 FIRST STUDENT INC	C
10	00049237	333.71	05/22/17	10529 IPS LASER EXPRESS	C
10	00049238	60.99	05/22/17	20230 JASON HARRIS	C
10	00049239	1,327.93	05/22/17	4022 LINE SYSTEMS, INC.	C
10	00049240	125.00	05/22/17	20850 MARTY KRZYWONOS	C
10	00049241	1,390.36	05/22/17	912 NEWTOWN OFFICE & COMP SUPPLY	C
10	00049242	61.63	05/22/17	15075 PECO	C
10	00049243	494.25	05/22/17	1132 WELLS FARGO	C
10	00049244	249.18	05/22/17	8702 RIDDELL/ALL AMERICAN SPORTS CORP.	C
10	00049245	43.50	05/22/17	19216 RILEY P. MURPHY	C
10	00049246	6,619.41	05/22/17	16861 S4 TEACHERS LLC	C
10	00049247	36.25	05/22/17	11878 SEAN SNEAD	C
10	00049248	577.00	05/22/17	18074 SPORTSMANS	C
10	00049249	79.02	05/22/17	14486 VERIZON	C
10	00049250	1,330.00	05/22/17	1404 WASTE MANAGEMENT OF PA, INC.	C
10	00049251	262.95	05/22/17	19364 YE OLDE YARDLEY FLORIST	C


Total Bank No 10 33,913.31

Total Manual Checks	.00
Total Computer Checks	33,913.31
Total ACH Checks	.00
Total Other Checks	.00
Total Electronic Checks	.00
Total Computer Voids	.00
Total Manual Voids	.00
Total ACH Voids	.00
Total Other Voids	.00
Total Electronic Voids	.00

Grand Total 33,913.31


Number of Checks 28

Batch Yr	Batch No	Amount
17	000555	33,913.31



Welcome to the
Pennsylvania Local Government
Investment Trust

Managed by PFM Asset Management, LLC



[Logout](#) | [Contact](#) | [FAQ](#)

Show Menu

Reports - Fixed Term Holdings Show inactive accounts :

Account: ██████████ - GENERAL FUND ACCOUNT

██████████ - GENERAL FUND ACCOUNT
 Produced On: Wednesday, June 21, 2017

CD


Institution	Trade Date	Settlement Date	Maturity Date	Rate	Investment Amount	Value at Maturity
Patrol Bank, Broken Arrow, OK (34098)	10/25/2016	10/25/2016	6/22/2017	0.80%	\$248,000.00	\$249,364.55
Ukamenbank, Largo, FL (58427)	10/25/2016	10/25/2016	6/22/2017	0.77%	\$248,000.00	\$249,266.83
Boji Federal Bank, San Diego, CA (33546)	11/10/2016	11/10/2016	8/7/2017	0.85%	\$248,000.00	\$249,559.34
Totals					\$744,000.00	\$748,190.72

Produced On: Wednesday, June 21, 2017

TERM


Trade Date	Settlement Date	Term Description	Maturity Date	Investment Amount	Current Value	Value at Maturity	Rate
1/30/2017	1/30/2017	PLGIT TERM Dec 17	7/31/2017	\$500,000.00	\$502,412.06	\$503,091.51	1.240%
Totals				\$500,000.00	\$502,412.06	\$503,091.51	

[Terms and Conditions](#) - [Privacy Policy](#) - Copyright 2017 All Rights Reserved



Welcome to the
Pennsylvania Local Government
Investment Trust

Managed by PFM Asset Management LLC



[Logout](#) | [Contact](#) | [FAQ](#)

Reports - Current Balance Summary Report as of 6/22/2017

Your **Current Balance** represents your End of Day balance, from the prior Business day, plus or minus any pending transactions scheduled to settle today. Please note that this balance is only an indication of your balance and may change as additional transactions are entered or reversed. In addition, depending on the type of transactions, your current balance may or may not be available for withdrawal.

Morrisville Borough School District Show inactive accounts :

GENERAL FUND ACCOUNT

Investment Type	Current Balance
PLGIT - Class	\$3,315,068.28
PLGIT/PLUS - Class	\$2,064.84
PLGIT/I - Class	\$11,743.58
TERM	\$503,091.51
Subtotal:	\$3,832,968.17

CAPITAL RESERVE FUND

Investment Type	Current Balance
PLGIT - Class	\$66,415.03
PLGIT/I - Class	\$800,674.95
Subtotal:	\$867,089.98

PAYROLL FUND

Reports
[Balance Summary](#)
[Current Balance Summary](#)
[Monthly Summary](#)
[Previous Month Trans](#)
[Month to Date Trans](#)
[Query & Download Trans](#)
[Pending Transactions](#)
[Check Detail](#)
[Fixed Term Holdings](#)
[Statements](#)
[Monthly Statements](#)
[Daily Confirms](#)
[Documents](#)
[Statement Guide](#)
[IP Statement Guide](#)
[New Daily Confirm Format](#)
[Information](#)
[Account Information](#)
[Wire Payee Instructions](#)
[ACH Payee Instructions](#)
[Holiday Schedule](#)
[EON Enhancements](#)

Investment Type	Current Balance
PLGIT - Class	\$14,507.61
Subtotal	\$14,507.61
Grand total	\$4,514,565.76
Terms and Conditions - Privacy Policy - Copyright 2017 All Rights Reserved	

Expenditure Summary Report

BUDGET

Budget Expense Report

Account No/Description	Original Budget	Adjustments	Adjusted Budget	Encumbrances		Expenditures		Avail	Pct
				Cur	YTD	Cur	YTD		
10 GENERAL FUND									
7-10-1100-320-211-00-00-00 PROF SVCS-DISTRICT	.00	.00	.00	.00	.00	.00	200.00	-200.00	.00
320 PROFESSIONAL - EDUCATIONAL SERVICES	.00	.00	.00	.00	.00	.00	200.00	-200.00	.00
7-10-1100-430-000-30-61-00 PROP-SVC-EQUIP REPAIR-S	.00	.00	.00	.00	.00	.00	-21,266.00	21,266.00	.00
430 REPAIRS & MAINTENANCE SERVICES	.00	.00	.00	.00	.00	.00	-21,266.00	21,266.00	.00
7-10-1100-610-000-10-23-16 INSTRUCTIONAL SUPPORT G	.00	.00	.00	.00	.00	.00	23.12	-23.12	.00
7-10-1100-610-000-30-61-00 SECONDARY ESL SUPPLIES	.00	.00	.00	.00	.00	268.88	318.88	-318.88	.00
610 GENERAL SUPPLIES	.00	.00	.00	.00	.00	268.88	342.00	-342.00	.00
7-10-1100-640-000-30-81-13 BKS, PERIODICALS-SCIENC	.00	34,166.19	34,166.19	.00	33,284.28	.00	881.91	.00	.00
640 BOOKS AND PERIODICALS	.00	34,166.19	34,166.19	.00	33,284.28	.00	881.91	.00	.00
1100	.00	34,166.19	34,166.19	.00	33,284.28	268.88	-19,842.09	20,724.00	60.66
7-10-1110-115-000-00-01-00 SAL-ERIP PAYOUTS	16,666.66	.00	16,666.66	.00	.00	.00	.00	16,666.66	100.00
115 OBJECT 115	16,666.66	.00	16,666.66	.00	.00	.00	.00	16,666.66	100.00
7-10-1110-121-000-10-01-00 SAL-PROF-ELEMENTARY	220,425.59	-121,198.33	99,227.26	-8,569.64	12,037.28	6,689.60	47,015.95	40,174.03	40.49
7-10-1110-121-000-10-02-00 EINSTEIN PROGRAM - 1ST C	232.21	7,300.00	7,532.21	.00	.00	1,296.25	5,313.75	2,218.46	29.45
7-10-1110-121-000-10-23-00 SAL-KINDER	98,134.09	67,912.24	166,046.33	-13,747.47	14,280.59	13,747.47	78,841.85	72,923.89	43.92
7-10-1110-121-000-10-23-01 SAL-FIRST GR	190,256.46	21,924.54	212,181.00	-24,116.40	54,414.68	37,574.40	171,077.44	-13,311.12	.00
7-10-1110-121-000-10-23-02 SAL-SECOND GR	319,684.97	-120,170.00	199,514.97	-29,795.72	44,693.40	29,795.72	156,427.53	-1,605.96	.00
7-10-1110-121-000-10-23-03 SAL-THIRD GR	229,228.05	23,225.09	252,453.14	-38,011.88	57,414.54	38,011.88	199,562.37	-4,523.77	.00
7-10-1110-121-000-30-61-02 SALARY-ART-HS - INTERME	16,503.83	25,600.00	42,103.83	-6,554.14	9,831.20	6,559.16	33,509.92	-1,237.29	.00
7-10-1110-121-000-30-61-03 SALARY-THIRD GRADE-INTE	.00	60,670.00	60,670.00	-9,333.84	14,000.80	9,333.84	49,002.66	-2,333.46	.00
7-10-1110-121-000-30-61-04 SALARY-FIFTH GRADE-INTE	187,111.86	19,076.14	206,188.00	-31,721.24	47,581.80	31,721.24	166,536.51	-7,930.31	.00
7-10-1110-121-000-30-61-05 SALARY-ENGLISH-HS - INT	300,267.27	38,354.73	338,622.00	-50,068.76	75,103.20	51,331.26	266,610.99	-3,092.19	.00
7-10-1110-121-000-30-61-06 SALARY-FOREIGN LANG-HS	47,684.59	8,000.76	55,685.35	-6,958.50	11,902.55	7,153.48	40,895.28	2,887.52	5.19
7-10-1110-121-000-30-61-07 SALARY-FOURTH GRADE-INT	247,548.67	-14,500.00	233,048.67	-34,853.84	52,280.80	34,853.84	182,982.66	-2,214.79	.00
7-10-1110-121-000-30-61-08 SALARY-HEALTH & PE-HS -	91,974.06	-14,600.00	77,374.06	-1,479.10	20,458.88	14,717.09	52,141.69	4,773.49	6.17
7-10-1110-121-000-30-61-10 SALARY-INDUST ARTS-HS -	15,959.78	.00	15,959.78	-2,428.15	3,642.24	2,505.66	12,970.34	-652.80	.00
7-10-1110-121-000-30-61-11 SALARY-MATH-HS - INTERM	23,018.38	103,245.61	126,263.99	-19,425.22	29,137.92	19,710.20	102,487.30	-5,361.23	.00
7-10-1110-121-000-30-61-12 SALARY-MUSIC-HS - INTER	40,723.61	.00	40,723.61	-6,236.19	9,354.25	6,236.20	32,740.05	-1,370.69	.00

Expenditure Summary Report

BUDGET

Budget Expense Report

Account No/Description	Original Budget	Adjustments	Adjusted Budget	Encumbrances		Expenditures		Avail	Pct
				Cur	YTD	Cur	YTD		
10 GENERAL FUND									
7-10-1110-121-000-30-61-13 SALARY-SCIENCE-HS - INT	95,323.02	91,944.91	187,267.93	-28,953.43	43,430.12	29,295.98	151,956.35	-8,118.54	.00
7-10-1110-121-000-30-61-15 SALARY-SOCIAL ST-HS - II	60,636.50	.00	60,636.50	-11,025.16	15,249.74	10,282.26	49,498.99	-4,112.23	.00
7-10-1110-121-000-30-61-16 SALARY-ESL-INTERMEDIATE	38,547.04	4,935.46	43,482.50	-6,689.64	10,034.43	6,689.64	35,120.61	-1,672.54	.00
7-10-1110-121-000-30-61-17 SALARY-PROF-INTERMEDIAT	125,210.88	-90,028.88	35,182.00	-5,412.64	8,118.80	5,462.64	30,210.36	-3,147.16	.00
7-10-1110-121-000-30-81-02 SALARY-ART-HS	63,724.58	45,452.59	109,177.17	-15,063.54	22,595.24	15,083.52	78,274.06	8,307.87	7.61
7-10-1110-121-000-30-81-05 SALARY-ENGLISH-HS	221,959.33	-115,414.63	106,544.70	-15,590.15	23,385.93	29,269.35	96,178.89	-13,020.12	.00
7-10-1110-121-000-30-81-06 SALARY-FOREIGN LANG-HS	101,066.10	-10,000.00	91,066.10	-17,897.98	30,449.77	18,153.00	105,824.68	-45,208.35	.00
7-10-1110-121-000-30-81-08 SALARY-HEALTH & PE-HS	51,918.04	8,884.75	60,802.79	-9,354.29	14,031.35	9,474.28	49,424.97	-2,653.53	.00
7-10-1110-121-000-30-81-10 SALARY-INDUST ARTS-HS	47,879.96	.00	47,879.96	-7,284.46	10,926.72	7,516.94	38,910.81	-1,957.57	.00
7-10-1110-121-000-30-81-11 SALARY-MATH-HS	161,194.69	19,083.31	180,278.00	-27,731.24	41,596.80	28,156.24	147,257.76	-8,576.56	.00
7-10-1110-121-000-30-81-12 SALARY-MUSIC-HS	49,369.99	.00	49,369.99	-6,236.19	9,354.25	6,236.20	32,740.05	7,275.69	14.74
7-10-1110-121-000-30-81-13 SALARY-SCIENCE-HS	155,739.46	28,599.04	184,338.50	-28,502.76	42,754.12	28,577.76	149,035.07	-7,450.69	.00
7-10-1110-121-000-30-81-15 SALARY-SOCIAL ST-HS	222,178.81	19,416.43	241,595.24	-44,100.55	60,999.04	41,129.29	197,997.33	-17,401.13	.00
7-10-1110-121-000-30-81-16 SALARY-ESL-HS	38,958.84	-2,000.00	36,958.84	-4,946.76	7,420.27	4,959.26	26,032.99	3,505.58	9.49
7-10-1110-121-212-10-23-00 SAL-KINDER-PA GRANT	51,500.00	-51,500.00	.00	.00	.00	.00	.00	.00	.00
121 PROFESSIONAL-EDUCATIONAL SALARIES	3,513,960.66	54,213.76	3,568,174.42	-512,088.88	796,480.71	551,523.65	2,786,579.21	-14,885.50	.00
7-10-1110-122-000-10-01-00 SAL-SUBS-ELEMENTARY	20,000.00	.00	20,000.00	.00	.00	.00	.00	20,000.00	100.00
7-10-1110-122-000-30-01-00 SAL-SUBS-SECONDARY	22,910.82	.00	22,910.82	.00	20,122.20	3,321.76	16,117.73	-13,329.11	.00
122 PROFESSIONAL -EDUC SALARIES-SUBS	42,910.82	.00	42,910.82	.00	20,122.20	3,321.76	16,117.73	6,670.89	15.55
7-10-1110-191-000-10-23-01 SAL-AIDES-GV-ELEM	8,881.41	.00	8,881.41	.00	.00	.00	.00	8,881.41	100.00
7-10-1110-191-000-30-01-00 SAL-AIDES-SECONDARY	70,726.45	.00	70,726.45	.00	71,266.50	13,312.70	63,216.01	-63,756.06	.00
191 INSTRUCTIONAL ASSISTANCE SALARIES	79,607.86	.00	79,607.86	.00	71,266.50	13,312.70	63,216.01	-54,874.65	.00
7-10-1110-220-000-10-01-00 BENE-SOC SECURITY - ELEM	3,290.49	-562.00	2,728.49	.00	.00	487.80	3,483.17	-754.68	.00
7-10-1110-220-000-10-02-00 MEDICARE BENEFIT - EINS'	68.78	562.00	630.78	.00	.00	54.80	287.09	343.69	54.49
7-10-1110-220-000-10-23-00 BENE-SOC SEC-KINDER-GV	7,630.19	.00	7,630.19	.00	.00	1,051.97	6,015.07	1,615.12	21.17
7-10-1110-220-000-10-23-01 BENE-SOC SEC-FIRST-GV	13,898.08	.00	13,898.08	.00	.00	2,767.81	12,591.63	1,306.45	9.40
7-10-1110-220-000-10-23-02 BENE-SOC SEC-SECOND GR-G	23,278.03	.00	23,278.03	.00	.00	2,161.64	11,396.77	11,881.26	51.04
7-10-1110-220-000-10-23-03 BENE-SOC SEC-THIRD GR-G	10,260.53	.00	10,260.53	.00	.00	2,871.00	15,090.97	-4,830.44	.00
7-10-1110-220-000-30-01-00 BENE-SOC SECURITY-SECON	7,040.00	.00	7,040.00	.00	.00	1,250.82	5,979.10	1,060.90	15.07

Run Date 06/22/17 02:41 PM
 For - 05/31/17
 Periods 1 - 11

School District Borough of Morrisville
 Expenditure Summary Report
 BUDGET

Page No 3
 FJEXS02A

Budget Expense Report

Account No/Description	Original Budget	Adjustments	Adjusted Budget	Encumbrances		Expenditures		Avail	Pct
				Cur	YTD	Cur	YTD		
10 GENERAL FUND									
7-10-1110-220-000-30-61-02 BENE-SOC SEC-ART-HS - II	4,514.14	.00	4,514.14	.00	.00	484.10	2,479.52	2,034.62	45.07
7-10-1110-220-000-30-61-03 BENE-SOC SEC-THIRD GRAD	5,377.17	.00	5,377.17	.00	.00	666.16	3,521.42	1,855.75	34.51
7-10-1110-220-000-30-61-04 BENE-SOC SEC-FIFTH GRAD	13,591.64	.00	13,591.64	.00	.00	2,317.64	12,218.75	1,372.89	10.10
7-10-1110-220-000-30-61-05 BENE-SOC SEC-ENGLISH-HS	22,515.69	.00	22,515.69	.00	.00	3,755.06	19,569.54	2,946.15	13.08
7-10-1110-220-000-30-61-06 BENE-SOC SEC-FOREIGN LA	3,776.41	.00	3,776.41	.00	.00	537.23	3,048.79	727.62	19.27
7-10-1110-220-000-30-61-07 BENE-SOC SEC-FOURTH GR-	18,025.39	.00	18,025.39	.00	.00	2,535.00	13,378.85	4,646.54	25.78
7-10-1110-220-000-30-61-08 BENE-SOC SEC-HEALTH & P	3,908.08	.00	3,908.08	.00	.00	1,109.65	3,907.74	.34	.01
7-10-1110-220-000-30-61-10 BENE-SOC SEC-INDUST ART	1,168.14	.00	1,168.14	.00	.00	186.68	968.27	199.87	17.11
7-10-1110-220-000-30-61-11 BENE-SOC SEC-MATH-HS -	9,858.41	.00	9,858.41	.00	.00	1,450.23	7,566.85	2,291.56	23.24
7-10-1110-220-000-30-61-12 BENE-SOC SEC-MUSIC-HS -	7,522.64	.00	7,522.64	.00	.00	462.44	2,435.37	5,087.27	67.63
7-10-1110-220-000-30-61-13 BENE-SOC SEC-SCIENCE-HS	11,250.19	.00	11,250.19	.00	.00	2,141.60	11,162.50	87.69	.78
7-10-1110-220-000-30-61-15 BENE-SOC SEC-SOCIAL ST-)	7,508.98	.00	7,508.98	.00	.00	771.08	3,680.17	3,828.81	50.99
7-10-1110-220-000-30-61-16 BENE-SOC SECURITY-ESL-II	2,669.58	.00	2,669.58	.00	.00	487.84	2,573.20	96.38	3.61
7-10-1110-220-000-30-61-17 BENE-SOC SEC-PROF-INTER)	2,501.37	.00	2,501.37	.00	.00	414.76	2,301.18	200.19	8.00
7-10-1110-220-000-30-81-02 BENE-SOC SEC-ART-HS	5,349.04	.00	5,349.04	.00	.00	1,107.65	5,768.37	-419.33	.00
7-10-1110-220-000-30-81-05 BENE-SOC SEC-ENGLISH-HS	16,113.08	.00	16,113.08	.00	.00	2,251.38	7,371.84	8,741.24	54.25
7-10-1110-220-000-30-81-06 BENE-SOC SEC-FOREIGN LA	7,584.41	.00	7,584.41	.00	.00	1,348.42	7,876.62	-292.21	.00
7-10-1110-220-000-30-81-08 BENE-SOC SEC-HEALTH & P	4,262.31	.00	4,262.31	.00	.00	714.59	3,727.55	534.76	12.55
7-10-1110-220-000-30-81-10 BENE-SOC SEC-INDUST ART	3,504.30	.00	3,504.30	.00	.00	560.07	2,904.64	599.66	17.11
7-10-1110-220-000-30-81-11 BENE-SOC SEC-MATH-HS	14,366.09	.00	14,366.09	.00	.00	2,039.55	10,747.20	3,618.89	25.19
7-10-1110-220-000-30-81-12 BENE-SOC SEC-MUSIC-HS	3,761.31	.00	3,761.31	.00	.00	462.44	2,744.87	1,016.44	27.02
7-10-1110-220-000-30-81-13 BENE-SOC SEC-SCIENCE-HS	13,790.63	.00	13,790.63	.00	.00	2,143.68	11,199.75	2,590.88	18.79
7-10-1110-220-000-30-81-15 BENE-SOC SEC-SOCIAL ST-)	16,975.19	.00	16,975.19	.00	.00	3,084.14	14,720.09	2,255.10	13.28
7-10-1110-220-000-30-81-16 BENE-SOC SECURITY-ESL-H	2,708.79	.00	2,708.79	.00	.00	355.44	1,877.84	830.95	30.68
7-10-1110-220-212-10-23-00 BENE-SOC SEC-KINDER-PA	7,037.37	.00	7,037.37	.00	.00	.00	.00	7,037.37	100.00
220 SOCIAL SECURITY CONTRIBUTIONS	275,106.45	.00	275,106.45	.00	.00	42,032.67	212,594.72	62,511.73	22.72
7-10-1110-230-000-10-01-00 BENE-RETIREMENT-ELEM	40,143.95	-2,625.00	37,518.95	.00	.00	2,008.88	14,118.83	23,400.12	62.37
7-10-1110-230-000-10-02-00 RETIREMENT BENEFIT - EII	.00	2,625.00	2,625.00	.00	.00	227.10	1,158.80	1,466.20	55.86
7-10-1110-230-000-10-23-00 BENE-RETIREMENT-KINDER-	22,264.12	.00	22,264.12	.00	.00	4,128.35	23,676.21	-1,412.09	.00
7-10-1110-230-000-10-23-01 BENE-RETIREMENT-FIRST G	47,730.36	.00	47,730.36	.00	.00	11,283.61	51,374.55	-3,644.19	.00

Account No/Description	Original Budget	Adjustments	Adjusted Budget	Encumbrances		Expenditures		Avail	Pct
				Cur	YTD	Cur	YTD		
10 GENERAL FUND									
7-10-1110-230-000-10-23-02 BENE-RETIREMENT-SECOND G	80,200.58	.00	80,200.58	.00	.00	8,947.68	46,975.32	33,225.26	41.43
7-10-1110-230-000-10-23-03 BENE-RETIREMENT-THIRD G	52,955.82	.00	52,955.82	.00	.00	11,415.00	59,928.75	-6,972.93	.00
7-10-1110-230-000-30-01-00 BENE-RETIREMENT-SECONDA	48,228.72	.00	48,228.72	.00	.00	4,995.31	23,823.86	24,404.86	50.60
7-10-1110-230-000-30-61-02 BENE-RETIREMENT-ARTS-HS	4,075.14	.00	4,075.14	.00	.00	1,969.70	10,062.95	-5,987.81	.00
7-10-1110-230-000-30-61-03 BENE-RETIREMENT-THIRD G	58,228.72	.00	58,228.72	.00	.00	2,802.96	14,715.54	43,513.18	74.73
7-10-1110-230-000-30-61-04 BENE-RETIREMENT-FIFTH G	46,662.00	.00	46,662.00	.00	.00	9,525.88	50,010.87	-3,348.87	.00
7-10-1110-230-000-30-61-05 BENE-RETIREMENT-ENGLISH	74,896.57	.00	74,896.57	.00	.00	15,414.79	80,063.19	-5,166.62	.00
7-10-1110-230-000-30-61-06 BENE-RETIRE.-FOREIGN LA	9,982.56	.00	9,982.56	.00	.00	2,552.68	13,089.79	-3,107.23	.00
7-10-1110-230-000-30-61-07 BENE-RETIREMENT-FOURTH G	62,103.47	.00	62,103.47	.00	.00	10,466.64	54,949.85	7,153.62	11.52
7-10-1110-230-000-30-61-08 BENE-RETIRE.-HEALTH & P	23,255.74	.00	23,255.74	.00	.00	4,419.54	15,658.22	7,597.52	32.67
7-10-1110-230-000-30-61-10 BENE-RETIRE-INDUST ARTS	3,967.07	.00	3,967.07	.00	.00	752.47	3,895.07	72.00	1.81
7-10-1110-230-000-30-61-11 BENE-RETIREMENT-MATH-HS	5,737.24	.00	5,737.24	.00	.00	5,918.97	30,776.98	-25,039.74	.00
7-10-1110-230-000-30-61-12 BENE-RETIREMENT-MUSIC-H	10,164.16	.00	10,164.16	.00	.00	1,872.76	9,831.99	332.17	3.27
7-10-1110-230-000-30-61-13 BENE-RETIREMENT-SCIENCE	23,802.40	.00	23,802.40	.00	.00	8,797.56	45,632.37	-21,829.97	.00
7-10-1110-230-000-30-61-15 BENE-RETIRE-SOCIAL ST-H	15,186.26	.00	15,186.26	.00	.00	3,318.02	15,094.73	91.53	.60
7-10-1110-230-000-30-61-16 BENE-RETIREMENT-ESL-INT	9,670.44	.00	9,670.44	.00	.00	2,008.92	10,546.83	-876.39	.00
7-10-1110-230-000-30-61-17 BENE-RETIREMENT-PROF-IN	20,709.50	.00	20,709.50	.00	.00	1,640.41	9,072.09	11,637.41	56.19
7-10-1110-230-000-30-81-02 BENE-RETIREMENT-ARTS-HS	3,788.11	.00	3,788.11	.00	.00	4,529.61	23,505.85	-19,717.74	.00
7-10-1110-230-000-30-81-05 BENE-RETIREMENT-ENGLISH	62,798.81	.00	62,798.81	.00	.00	8,789.61	28,882.58	33,916.23	54.01
7-10-1110-230-000-30-81-06 BENE-RETIRE.-FOREIGN LA	26,738.41	.00	26,738.41	.00	.00	7,069.34	35,015.25	-8,276.84	.00
7-10-1110-230-000-30-81-08 BENE-RETIRE.-HEALTH & P	12,958.98	.00	12,958.98	.00	.00	2,845.13	14,842.33	-1,883.35	.00
7-10-1110-230-000-30-81-10 BENE-RETIRE-INDUST ARTS	11,901.36	.00	11,901.36	.00	.00	2,257.33	11,684.91	216.45	1.82
7-10-1110-230-000-30-81-11 BENE-RETIREMENT-MATH-HS	49,285.85	.00	49,285.85	.00	.00	8,455.34	44,221.61	5,064.24	10.28
7-10-1110-230-000-30-81-12 BENE-RETIREMENT-MUSIC-H	12,704.88	.00	12,704.88	.00	.00	1,872.72	9,831.78	2,873.10	22.61
7-10-1110-230-000-30-81-13 BENE-RETIREMENT-SCIENCE	38,948.23	.00	38,948.23	.00	.00	8,581.89	44,755.18	-5,806.95	.00
7-10-1110-230-000-30-81-15 BENE-RETIRE-SOCIAL ST-H	43,977.59	.00	43,977.59	.00	.00	13,272.26	60,379.87	-16,402.28	.00
7-10-1110-230-000-30-81-16 BENE-RETIREMENT-ESL-HS	7,619.09	.00	7,619.09	.00	.00	1,489.27	7,817.74	-198.65	.00
7-10-1110-230-212-10-23-00 BENE-RETIRE-KINDER-PA G	7,619.09	.00	7,619.09	.00	.00	.00	.00	7,619.09	100.00
230 RETIREMENT CONTRIBUTIONS	938,305.22	.00	938,305.22	.00	.00	173,629.73	865,393.89	72,911.33	7.77
7-10-1110-240-000-10-01-00 BENE-TUITION REIMB-ELEM	9,216.00	.00	9,216.00	.00	.00	.00	12,309.00	-3,093.00	.00

School District Borough of Morrisville

For - 05/31/17

Expenditure Summary Report

FJEXS02A

Periods 1 - 11

BUDGET

Budget Expense Report

Account No/Description	Original Budget	Adjustments	Adjusted Budget	Encumbrances		Expenditures		Avail	Pct
				Cur	YTD	Cur	YTD		
10 GENERAL FUND									
7-10-1110-240-000-30-01-00 BENE-TUITION REIMB-SECO	13,333.00	.00	13,333.00	.00	.00	.00	5,612.00	7,721.00	57.91
7-10-1110-240-000-30-61-00 BENE-TUITION REIMB-INTE	17,451.00	.00	17,451.00	.00	.00	.00	.00	17,451.00	100.00
240 TUITION REIMBURSEMENT	40,000.00	.00	40,000.00	.00	.00	.00	17,921.00	22,079.00	55.20
7-10-1110-250-000-10-01-00 BENE-UN COMP-ELEM	1,804.30	.00	1,804.30	.00	.00	.00	5,341.80	-3,537.50	.00
7-10-1110-250-000-10-23-01 BENE-UN COMP-FIRST GR-G	1,465.80	.00	1,465.80	.00	.00	.00	.00	1,465.80	100.00
7-10-1110-250-000-10-23-02 BENE-UN COMP-SECOND GR-G	2,530.09	.00	2,530.09	.00	.00	.00	.00	2,530.09	100.00
7-10-1110-250-000-10-23-03 BENE-UN COMP-THIRD GR-G	1,649.94	.00	1,649.94	.00	.00	.00	.00	1,649.94	100.00
7-10-1110-250-000-30-01-00 BENE-UN COMP-SECONDARY	693.36	.00	693.36	.00	.00	.00	.00	693.36	100.00
7-10-1110-250-000-30-61-02 BENE-UN COMP-ART-HS - I	178.55	.00	178.55	.00	.00	.00	.00	178.55	100.00
7-10-1110-250-000-30-61-03 BENE-UN COMP-THIRD-INTE	28.70	.00	28.70	.00	.00	.00	.00	28.70	100.00
7-10-1110-250-000-30-61-04 BENE-UN COMP-FIFTH GRAD	1,399.21	.00	1,399.21	.00	.00	.00	.00	1,399.21	100.00
7-10-1110-250-000-30-61-05 BENE-UN COMP-ENGLISH-HS	2,251.31	.00	2,251.31	.00	.00	.00	.00	2,251.31	100.00
7-10-1110-250-000-30-61-06 BENE-UN COMP-FOREIGN LAJ	295.77	.00	295.77	.00	.00	.00	.00	295.77	100.00
7-10-1110-250-000-30-61-07 BENE-UN COMP-FOURTH GR-	1,932.78	.00	1,932.78	.00	.00	.00	.00	1,932.78	100.00
7-10-1110-250-000-30-61-08 BENE-UN COMP-HEALTH & P	720.14	.00	720.14	.00	.00	.00	.00	720.14	100.00
7-10-1110-250-000-30-61-10 BENE-UN COMP-INDUST ART:	125.01	.00	125.01	.00	.00	.00	.00	125.01	100.00
7-10-1110-250-000-30-61-11 BENE-UN COMP-MATH-HS -	986.88	.00	986.88	.00	.00	.00	.00	986.88	100.00
7-10-1110-250-000-30-61-12 BENE-UN COMP-MUSIC-HS -	786.68	.00	786.68	.00	.00	.00	.00	786.68	100.00
7-10-1110-250-000-30-61-13 BENE-UN COMP-SCIENCE-HS	694.44	.00	694.44	.00	.00	.00	.00	694.44	100.00
7-10-1110-250-000-30-61-15 BENE-UN COMP-SOCIAL ST-)	656.26	.00	656.26	.00	.00	.00	.00	656.26	100.00
7-10-1110-250-000-30-61-16 BENE-UN COMP-ESL-INTERM	305.30	.00	305.30	.00	.00	.00	.00	305.30	100.00
7-10-1110-250-000-30-81-05 BENE-UN COMP-ENGLISH-HS	1,680.21	.00	1,680.21	.00	.00	.00	.00	1,680.21	100.00
7-10-1110-250-000-30-81-06 BENE-UN COMP-FOREIGN LAJ	702.26	.00	702.26	.00	.00	.00	.00	702.26	100.00
7-10-1110-250-000-30-81-08 BENE-UN COMP-HEALTH & P	393.34	.00	393.34	.00	.00	.00	.00	393.34	100.00
7-10-1110-250-000-30-81-10 BENE-UN COMP-INDUST ART:	375.04	.00	375.04	.00	.00	.00	.00	375.04	100.00
7-10-1110-250-000-30-81-11 BENE-UN COMP-MATH-HS	1,513.63	.00	1,513.63	.00	.00	.00	.00	1,513.63	100.00
7-10-1110-250-000-30-81-12 BENE-UN COMP-MUSIC-HS	393.34	.00	393.34	.00	.00	.00	.00	393.34	100.00
7-10-1110-250-000-30-81-13 BENE-UN COMP-SCIENCE-HS	1,194.80	.00	1,194.80	.00	.00	.00	.00	1,194.80	100.00
7-10-1110-250-000-30-81-15 BENE-UN COMP-SOCIAL ST-)	1,379.18	.00	1,379.18	.00	.00	.00	.00	1,379.18	100.00
7-10-1110-250-000-30-81-16 BENE-UN COMP-ESL-HS	240.28	.00	240.28	.00	.00	.00	.00	240.28	100.00

Run Date 06/22/17 02:41 PM
 For - 05/31/17
 Periods 1 - 11

School District Borough of Morrisville
 Expenditure Summary Report
 BUDGET

Page No 6
 FJEXS02A

Budget Expense Report

Account No/Description	Original Budget	Adjustments	Adjusted Budget	Encumbrances		Expenditures		Avail	Pct
				Cur	YTD	Cur	YTD		
10 GENERAL FUND									
7-10-1110-250-000-30-81-17 BENE-UN COMP-ESL-MATH	2,526.36	.00	2,526.36	.00	.00	.00	.00	2,526.36	100.00
7-10-1110-250-212-10-23-00 BENE-UN COMP-ABG	1,097.04	.00	1,097.04	.00	.00	.00	.00	1,097.04	100.00
250 UNEMPLOYMENT CONTRIBUTIONS	30,000.00	.00	30,000.00	.00	.00	.00	5,341.80	24,658.20	82.19
7-10-1110-260-000-10-01-00 BENE-WKRS COMP-ELEMENTR	1,927.82	.00	1,927.82	.00	.00	.00	1,877.82	50.00	2.59
7-10-1110-260-000-10-23-01 BENE-WKRS COMP-FIRST GR	1,674.14	.00	1,674.14	.00	.00	.00	1,624.14	50.00	2.99
7-10-1110-260-000-10-23-02 BENE-WKRS COMP-SECOND G	2,804.94	.00	2,804.94	.00	.00	.00	2,754.94	50.00	1.78
7-10-1110-260-000-10-23-03 BENE-WKRS COMP-THIRD GR	1,869.78	.00	1,869.78	.00	.00	.00	1,819.78	50.00	2.67
7-10-1110-260-000-30-01-00 BENE-WKRS COMP-SECONDA	853.42	.00	853.42	.00	.00	.00	853.42	.00	.00
7-10-1110-260-000-30-61-02 BENE-WKRS COMP-ART-HS -	178.55	.00	178.55	.00	.00	.00	178.55	.00	.00
7-10-1110-260-000-30-61-03 BENE-WKRS COMP-INERMEDI	147.22	.00	147.22	.00	.00	.00	147.22	.00	.00
7-10-1110-260-000-30-61-04 BENE-WKRS COMP-FIFTH GR	1,603.38	.00	1,603.38	.00	.00	.00	1,553.38	50.00	3.12
7-10-1110-260-000-30-61-05 BENE-WKRS COMP-ENGLISH-I	2,508.74	.00	2,508.74	.00	.00	.00	2,408.00	100.74	4.02
7-10-1110-260-000-30-61-06 BENE-WKRS COMP-FOREIGN :	430.98	.00	430.98	.00	.00	.00	430.98	.00	.00
7-10-1110-260-000-30-61-07 BENE-WKRS COMP-FOURTH G	2,170.29	.00	2,170.29	.00	.00	.00	2,120.29	50.00	2.30
7-10-1110-260-000-30-61-08 BENE-WKRS COMP-HEALTH &	881.87	.00	881.87	.00	.00	.00	881.87	.00	.00
7-10-1110-260-000-30-61-10 BENE-WKRS COMP-INDUST A	249.55	.00	249.55	.00	.00	.00	249.55	.00	.00
7-10-1110-260-000-30-61-11 BENE-WKRS COMP-MATH-HS	1,165.28	.00	1,165.28	.00	.00	.00	1,115.28	50.00	4.29
7-10-1110-260-000-30-61-12 BENE-WKRS COMP-MUSIC-HS	952.57	.00	952.57	.00	.00	.00	952.57	.00	.00
7-10-1110-260-000-30-61-13 BENE-WKRS COMP-SCIENCE-I	854.57	.00	854.57	.00	.00	.00	854.57	.00	.00
7-10-1110-260-000-30-61-15 BENE-WKRS COMP-SOCIAL S'	814.00	.00	814.00	.00	.00	.00	814.00	.00	.00
7-10-1110-260-000-30-61-16 BENE-WKRS COMP-ESL-INTE	441.11	.00	441.11	.00	.00	.00	441.11	.00	.00
7-10-1110-260-000-30-61-17 BENE-WKRS COMP-MATH	1,175.96	.00	1,175.96	.00	.00	.00	1,125.96	50.00	4.25
7-10-1110-260-000-30-81-05 BENE-WKRS COMP-ENGLISH-I	1,901.95	.00	1,901.95	.00	.00	.00	1,851.95	50.00	2.63
7-10-1110-260-000-30-81-06 BENE-WKRS COMP-FOREIGN :	862.87	.00	862.87	.00	.00	.00	862.87	.00	.00
7-10-1110-260-000-30-81-08 BENE-WKRS COMP-HEALTH &	534.64	.00	534.64	.00	.00	.00	534.64	.00	.00
7-10-1110-260-000-30-81-10 BENE-WKRS COMP-INDUST A	515.20	.00	515.20	.00	.00	.00	515.20	.00	.00
7-10-1110-260-000-30-81-11 BENE-WKRS COMP-MATH-HS	1,724.95	.00	1,724.95	.00	.00	.00	1,674.95	50.00	2.90
7-10-1110-260-000-30-81-12 BENE-WKRS COMP-MUSIC-HS	534.64	.00	534.64	.00	.00	.00	534.64	.00	.00
7-10-1110-260-000-30-81-13 BENE-WKRS COMP-SCIENCE-I	1,386.20	.00	1,386.20	.00	.00	.00	1,336.20	50.00	3.61
7-10-1110-260-000-30-81-15 BENE-WKRS COMP-SOCIAL S'	1,582.11	.00	1,582.11	.00	.00	.00	1,532.11	50.00	3.16

Run Date 06/22/17 02:41 PM
 For - 05/31/17
 Periods 1 - 11

School District Borough of Morrisville
 Expenditure Summary Report
 BUDGET

Page No 7
 FJEXS02A

Budget Expense Report

Account No/Description	Original Budget	Adjustments	Adjusted Budget	Encumbrances		Expenditures		Avail	Pct
				Cur	YTD	Cur	YTD		
10 GENERAL FUND									
7-10-1110-260-000-30-81-16 BENE-WKRS COMP-ESL-HS	5,239.10	.00	5,239.10	.00	.00	.00	5,189.10	50.00	.95
7-10-1110-260-212-10-23-00 BENE-WKRS COMP-ABG	1,282.33	.00	1,282.33	.00	.00	.00	1,232.33	50.00	3.90
260 WORKMEN'S COMPENSATION	38,268.16	.00	38,268.16	.00	.00	.00	37,467.42	800.74	2.09
7-10-1110-270-000-01-01-00 INS ERIP	8,258.92	.00	8,258.92	.00	.00	.00	.00	8,258.92	100.00
7-10-1110-270-000-10-01-00 BENE-GR INS-ELEMENTRY	66,383.31	.00	66,383.31	.00	.00	1,536.72	7,299.42	59,083.89	89.00
7-10-1110-270-000-10-23-00 BENE-GR INS-KINDER-GV	13,000.00	.00	13,000.00	.00	.00	.00	1,152.54	11,847.46	91.13
7-10-1110-270-000-10-23-01 BENE-GR INS-FIRST GR-GV	35,000.00	.00	35,000.00	.00	.00	6,862.86	31,355.31	3,644.69	10.41
7-10-1110-270-000-10-23-02 BENE-GR INS-SECOND GR-G	35,846.01	.00	35,846.01	.00	.00	6,146.88	29,506.75	6,339.26	17.68
7-10-1110-270-000-10-23-03 BENE-GR INS-THIRD GR-GV	19,200.00	.00	19,200.00	.00	.00	2,410.36	21,437.89	-2,237.89	.00
7-10-1110-270-000-30-01-00 BENE-GR INS-SECONDARY	72,557.60	.00	72,557.60	.00	.00	.00	.00	72,557.60	100.00
7-10-1110-270-000-30-61-02 BENE-GR INS-ART-HS - IN	11,633.34	.00	11,633.34	.00	.00	1,138.44	5,407.59	6,225.75	53.52
7-10-1110-270-000-30-61-03 BENE-GR INS-THIRD GRADE	36,941.24	.00	36,941.24	.00	.00	3,073.44	14,598.84	22,342.40	60.48
7-10-1110-270-000-30-61-04 BENE-GR. INS.-FIFTH GRA	36,597.78	.00	36,597.78	.00	.00	6,531.32	31,023.77	5,574.01	15.23
7-10-1110-270-000-30-61-05 BENE-GR INS-ENGLISH-HS	51,097.50	.00	51,097.50	.00	.00	8,635.80	42,411.44	8,686.06	17.00
7-10-1110-270-000-30-61-06 BENE-GR INS-FOREIGN LANG	8,644.58	.00	8,644.58	.00	.00	691.60	4,102.39	4,542.19	52.54
7-10-1110-270-000-30-61-07 BENE-GR INS-FOURTH GRAD	47,000.00	.00	47,000.00	.00	.00	9,220.32	43,796.52	3,203.48	6.82
7-10-1110-270-000-30-61-08 BENE-GR INS-HEALTH & PE	9,754.04	.00	9,754.04	.00	.00	614.68	3,087.09	6,666.95	68.35
7-10-1110-270-000-30-61-10 BENE-GR INS-INDUST ARTS	1,195.50	.00	1,195.50	.00	.00	209.48	979.45	216.05	18.07
7-10-1110-270-000-30-61-11 BENE-GR INS-MATH-HS - I	22,071.17	.00	22,071.17	.00	.00	3,701.96	17,584.31	4,486.86	20.33
7-10-1110-270-000-30-61-12 BENE-GR INS-MUSIC-HS -	15,097.44	.00	15,097.44	.00	.00	964.16	4,579.76	10,517.68	69.67
7-10-1110-270-000-30-61-13 BENE-GR INS-SCIENCE-HS	23,000.00	.00	23,000.00	.00	.00	5,147.76	24,436.25	-1,436.25	.00
7-10-1110-270-000-30-61-15 BENE-GR INS-SOCIAL ST-H	13,803.69	.00	13,803.69	.00	.00	931.66	4,499.84	9,303.85	67.40
7-10-1110-270-000-30-61-16 BENE-GR INS-ESL-INTERME	8,644.58	.00	8,644.58	.00	.00	1,536.72	7,299.42	1,345.16	15.56
7-10-1110-270-000-30-61-17 BENE-GR INS-PROF-INTERM	15,721.66	.00	15,721.66	.00	.00	.00	.00	15,721.66	100.00
7-10-1110-270-000-30-81-02 BENE-GR INS-ART-HS	11,600.00	.00	11,600.00	.00	.00	2,982.52	14,166.97	-2,566.97	.00
7-10-1110-270-000-30-81-05 BENE-GR INS-ENGLISH-HS	23,109.91	.00	23,109.91	.00	.00	154.57	154.57	22,955.34	99.33
7-10-1110-270-000-30-81-06 BENE-GR INS-FOREIGN LANG	19,018.08	.00	19,018.08	.00	.00	2,766.28	13,642.85	5,375.23	28.26
7-10-1110-270-000-30-81-08 BENE-GR INS-HEALTH & PE	1,181.46	.00	1,181.46	.00	.00	.00	.00	1,181.46	100.00
7-10-1110-270-000-30-81-10 BENE-GR INS-INDUST ARTS	3,586.51	.00	3,586.51	.00	.00	628.52	2,938.68	647.83	18.06
7-10-1110-270-000-30-81-11 BENE-GR INS-MATH-HS	27,000.00	.00	27,000.00	.00	.00	5,469.29	26,070.68	929.32	3.44

Expenditure Summary Report

BUDGET

Budget Expense Report

Account No/Description	Original Budget	Adjustments	Adjusted Budget	Encumbrances		Expenditures		Avail	Pct
				Cur	YTD	Cur	YTD		
10 GENERAL FUND									
7-10-1110-270-000-30-81-12 BENE-GR INS-MUSIC-HS	8,508.80	.00	8,508.80	.00	.00	964.12	4,579.57	3,929.23	46.18
7-10-1110-270-000-30-81-13 BENE-GR INS-SCIENCE-HS	26,409.51	.00	26,409.51	.00	.00	2,802.12	13,310.07	13,099.44	49.60
7-10-1110-270-000-30-81-15 BENE-GR INS-SOCIAL ST-H:	22,000.00	.00	22,000.00	.00	.00	3,726.70	18,104.50	3,895.50	17.71
7-10-1110-270-000-30-81-16 BENE-GR INS-ESL-HS	6,665.55	.00	6,665.55	.00	.00	1,536.72	7,299.42	-633.87	.00
7-10-1110-270-212-10-23-00 INSURANCE - PA ACCT. GR.	25,933.74	.00	25,933.74	.00	.00	.00	.00	25,933.74	100.00
270 SPECIAL EDUCATION OF EXCEP. CHLDRN	726,461.92	.00	726,461.92	.00	.00	80,385.00	394,825.89	331,636.03	45.65
7-10-1110-290-000-10-01-00 BENE-OTHER BENEFITS-ELEI	1,500.00	.00	1,500.00	.00	.00	.00	1,700.00	-200.00	.00
7-10-1110-290-000-30-01-00 BENE-OTHER BENEFITS-SEC	1,500.00	.00	1,500.00	.00	.00	.00	600.00	900.00	60.00
290 OTHER EMPLOYEE BENEFITS	3,000.00	.00	3,000.00	.00	.00	.00	2,300.00	700.00	23.33
7-10-1110-300-000-10-01-00 SOURCE 4 TEACHER-ELEMEN	83,916.00	.00	83,916.00	.00	.00	14,873.50	48,147.32	35,768.68	42.62
7-10-1110-300-000-30-01-00 SOURCE 4 TEACHER-SECOND:	82,091.80	.00	82,091.80	.00	.00	23,968.05	72,707.83	9,383.97	11.43
300 PURCHASED PROF & TECHNICAL SERVICES	166,007.80	.00	166,007.80	.00	.00	38,841.55	120,855.15	45,152.65	27.20
7-10-1110-329-000-30-81-00 PROF SVCS-SECONDARY	7,750.20	.00	7,750.20	.00	.00	.00	10,600.00	-2,849.80	.00
329 PROFESSIONAL SVC	7,750.20	.00	7,750.20	.00	.00	.00	10,600.00	-2,849.80	.00
7-10-1110-442-000-10-23-00 PROP SVC-EQUIP RENTAL-G	40,000.00	.00	40,000.00	.00	.00	2,769.24	10,133.78	29,866.22	74.67
7-10-1110-442-000-30-81-00 PROP SVC-EQUIP RENTAL-H	40,000.00	.00	40,000.00	810.00	810.00	1,665.95	9,110.68	30,079.32	75.20
442 RENTAL OF EQUIPMENT & VEHICLES	80,000.00	.00	80,000.00	810.00	810.00	4,435.19	19,244.46	59,945.54	74.93
7-10-1110-530-000-30-81-00 OTHER SVCS-POSTAGE-SEC	9,000.00	.00	9,000.00	.00	.00	3,000.00	6,000.00	3,000.00	33.33
530 COMMUNICATIONS	9,000.00	.00	9,000.00	.00	.00	3,000.00	6,000.00	3,000.00	33.33
7-10-1110-550-000-10-23-00 OTHER SVCS-PRINTING-ELEI	4,000.00	.00	4,000.00	.00	.00	.00	.00	4,000.00	100.00
550 PRINTING & BINDING	4,000.00	.00	4,000.00	.00	.00	.00	.00	4,000.00	100.00
7-10-1110-561-000-30-01-00 OTHER SVCS-TUITION-REG :	148,485.00	.00	148,485.00	.00	.00	.00	-3,732.78	152,217.78	102.51
561 TUITION TO OTHER LEAS WITHIN STATE	148,485.00	.00	148,485.00	.00	.00	.00	-3,732.78	152,217.78	102.51
7-10-1110-562-000-10-01-00 TUITION-CHARTER SCHOOLS	84,000.00	.00	84,000.00	.00	.00	38,522.48	108,635.96	-24,635.96	.00
7-10-1110-562-000-30-81-00 TUITION-CHARTER SCHOOLS	270,000.00	.00	270,000.00	.00	.00	42,513.15	156,068.67	113,931.33	42.20
562 TUITION TO OTHER LEAS OUTSIDE STATE	354,000.00	.00	354,000.00	.00	.00	81,035.63	264,704.63	89,295.37	25.22

School District Borough of Morrisville

For - 05/31/17

Expenditure Summary Report

FJEXS02A

Periods 1 - 11

BUDGET

Budget Expense Report

Account No/Description	Original Budget	Adjustments	Adjusted Budget	Encumbrances		Expenditures		Avail	Pct
				Cur	YTD	Cur	YTD		
10 GENERAL FUND									
7-10-1110-640-000-10-23-00 BOOKS/PER-KINDER	3,350.00	.00	3,350.00	.00	.00	.00	3,463.00	-113.00	.00
7-10-1110-640-000-10-23-01 BOOKS/PER-FIRST GR	3,350.00	.00	3,350.00	.00	140.77	.00	2,687.55	521.68	15.57
7-10-1110-640-000-10-23-02 BOOKS/PER-SECOND GR	3,350.00	.00	3,350.00	.00	75.62	.00	3,046.34	228.04	6.81
7-10-1110-640-000-10-23-03 BOOKS/PER-THIRD GR-GV	4,350.00	.00	4,350.00	.00	.00	.00	2,741.85	1,608.15	36.97
7-10-1110-640-000-10-23-04 BOOKS/PER-FOURTH GR-GV	3,125.00	.00	3,125.00	.00	.00	.00	2,171.05	953.95	30.53
7-10-1110-640-000-10-23-05 BOOKS/PER-FIFTH GR-GV	3,125.00	.00	3,125.00	.00	.02	.00	3,128.18	-3.20	.00
7-10-1110-640-000-10-23-53 BOOKS - GV - ESL	1,850.00	.00	1,850.00	.00	34.00	.00	880.81	935.19	50.55
7-10-1110-640-000-30-81-05 BKS, PERIODICALS-ENGLIS	1,500.00	17,966.64	19,466.64	.00	667.80	.00	21,513.53	-2,714.69	.00
7-10-1110-640-000-30-81-11 Books/Math/ Secondary	.00	14,568.11	14,568.11	.00	.00	.00	11,128.30	3,439.81	23.61
7-10-1110-640-000-30-81-15 BKS, PERIODICALS-SOC ST	.00	.00	.00	.00	.00	.00	142.40	-142.40	.00
640 BOOKS AND PERIODICALS	24,000.00	32,534.75	56,534.75	.00	918.21	.00	50,903.01	4,713.53	8.34
7-10-1110-750-000-30-81-00 EQUIP-ORIGINAL-SEC	6,000.00	.00	6,000.00	.00	.00	.00	.00	6,000.00	100.00
750 EQUIPMENT-ORIGINAL & ADDITIONAL	6,000.00	.00	6,000.00	.00	.00	.00	.00	6,000.00	100.00
7-10-1110-760-000-10-23-00 EQUIP-REPLACEMENT-GV	500.00	.00	500.00	.00	.00	.00	.00	500.00	100.00
7-10-1110-760-000-30-81-00 EQUIP-REPLACEMENT-SEC	1,000.00	.00	1,000.00	.00	.00	.00	.00	1,000.00	100.00
760 EQUIPMENT-REPLACEMENT	1,500.00	.00	1,500.00	.00	.00	.00	.00	1,500.00	100.00
1110 INSTRUCTION - REGULAR PROGRAMS	6,658,596.75	24,087.61	6,682,684.36	-416,524.51	989,083.40	1,005,806.94	4,947,719.36	745,881.60	11.16
7-10-1190-121-421-10-01-00 TITLE 1	193,589.84	11,000.00	204,589.84	-24,475.56	78,299.08	33,563.14	160,957.23	-34,666.47	.00
7-10-1190-121-436-00-00-00 SALARIES 21ST CENTURY C	218,272.00	-199,775.76	18,496.24	.00	.00	.00	18,496.24	.00	.00
7-10-1190-121-438-00-00-00 21 Century Cohort 8	86,562.50	86,562.00	173,124.50	.00	.00	51,208.25	273,808.75	-100,684.25	.00
121 PROFESSIONAL-EDUCATIONAL SALARIES	498,424.34	-102,213.76	396,210.58	-24,475.56	78,299.08	84,771.39	453,262.22	-135,350.72	.00
7-10-1190-220-421-10-01-00 BENE - SOC. SEC. TITLE	14,893.55	.00	14,893.55	.00	.00	2,459.18	11,804.26	3,089.29	20.74
7-10-1190-220-436-00-00-00 BENE SOC SEC 21ST CEN C	.00	1,400.79	1,400.79	.00	.00	.00	1,400.79	.00	.00
7-10-1190-220-438-00-00-00 Cohort 8 Social Securi	.00	17,312.00	17,312.00	.00	.00	5,497.75	30,227.97	-12,915.97	.00
220 SOCIAL SECURITY CONTRIBUTIONS	14,893.55	18,712.79	33,606.34	.00	.00	7,956.93	43,433.02	-9,826.68	.00
7-10-1190-230-421-10-01-00 BENE - RETIREMENT TITLE	41,253.78	.00	41,253.78	.00	.00	10,079.01	48,335.52	-7,081.74	.00
230 RETIREMENT CONTRIBUTIONS	41,253.78	.00	41,253.78	.00	.00	10,079.01	48,335.52	-7,081.74	.00
7-10-1190-250-421-10-01-00 BENE-UN COMP TITLE II	1,210.76	.00	1,210.76	.00	.00	.00	.00	1,210.76	100.00

Run Date 06/22/17 02:41 PM
 For - 05/31/17
 Periods 1 - 11

School District Borough of Morrisville
 Expenditure Summary Report

Page No 11
 FJEXS02A

BUDGET

Budget Expense Report

Account No/Description	Original Budget	Adjustments	Adjusted Budget	Encumbrances		Expenditures		Avail	Pct
				Cur	YTD	Cur	YTD		
10 GENERAL FUND									
250 UNEMPLOYMENT CONTRIBUTIONS	1,210.76	.00	1,210.76	.00	.00	.00	.00	1,210.76	100.00
7-10-1190-260-421-10-01-00 WORKS COMP-TITLE IIA	2,173.41	.00	2,173.41	.00	.00	.00	2,123.41	50.00	2.30
260 WORKMEN'S COMPENSATION	2,173.41	.00	2,173.41	.00	.00	.00	2,123.41	50.00	2.30
7-10-1190-270-421-10-01-00 BENE- GROUP INS TITLE I	38,305.08	.00	38,305.08	.00	.00	5,483.80	26,254.35	12,050.73	31.46
270 SPECIAL EDUCATION OF EXCEP. CHLDRN	38,305.08	.00	38,305.08	.00	.00	5,483.80	26,254.35	12,050.73	31.46
7-10-1190-329-436-00-00-01 PROF SVCS 21ST CENT COH	201,555.00	-201,413.59	141.41	.00	.00	.00	141.41	.00	.00
7-10-1190-329-438-00-00-00 Century 21 Cohort 8	23,855.00	23,855.00	47,710.00	.00	.00	26,595.40	118,399.06	-70,689.06	.00
329 PROFESSIONAL SVC	225,410.00	-177,558.59	47,851.41	.00	.00	26,595.40	118,540.47	-70,689.06	.00
7-10-1190-330-421-10-01-00 STAFF DEV-TITLE IIA	7,750.00	.00	7,750.00	.00	.00	.00	6,888.00	862.00	11.12
7-10-1190-330-520-30-01-00 PROF. SVCS - IDEIA GRAN	.00	.00	.00	.00	15.00	.00	500.72	-515.72	.00
330 OTHER PROFESSIONAL SERVICES	7,750.00	.00	7,750.00	.00	15.00	.00	7,388.72	346.28	4.47
7-10-1190-599-436-00-00-01 OTHER SVCS 21ST CENT CO	38,255.43	-37,089.02	1,166.41	.00	.00	.00	1,979.33	-812.92	.00
7-10-1190-599-438-00-00-00 OTHER SERV 21 CENTURY C	2,625.00	2,625.00	5,250.00	.00	.00	1,353.11	3,434.70	1,815.30	34.58
599 OTHER MISCELLANEOUS PURCHASED SRVS	40,880.43	-34,464.02	6,416.41	.00	.00	1,353.11	5,414.03	1,002.38	15.62
7-10-1190-610-421-10-01-00 SUPPLIES - TITLE I	.00	13,585.96	13,585.96	-116.07	.03	430.47	14,218.43	-632.50	.00
7-10-1190-610-435-00-00-00 SUPPLIES 21ST CENT COHO	.00	.00	.00	.00	.00	8.00	8.00	-8.00	.00
7-10-1190-610-438-00-00-00 21Century Cohort 8	3,108.00	3,108.00	6,216.00	.00	.00	992.83	7,806.24	-1,590.24	.00
7-10-1190-610-470-00-00-00 SUPPLIES-TITLE III	10,239.00	.00	10,239.00	.00	715.26	.00	10,374.75	-851.01	.00
610 GENERAL SUPPLIES	13,347.00	16,693.96	30,040.96	-116.07	715.29	1,431.30	32,407.42	-3,081.75	.00
7-10-1190-934-438-00-00-00 INDER COST 21 CENTURY C	1,738.50	1,439.00	3,177.50	.00	.00	.00	.00	3,177.50	100.00
934 OBJECT 934	1,738.50	1,439.00	3,177.50	.00	.00	.00	.00	3,177.50	100.00
1190 FEDERALLY FUNDED REGULAR PROGRAMS	885,386.85	-277,390.62	607,996.23	-24,591.63	79,029.37	137,670.94	737,159.16	-208,192.30	.00
1110 REGULAR PROGRAMS	7,543,983.60	-219,136.82	7,324,846.78	-441,116.14	1,101,397.05	1,143,746.76	5,665,036.43	558,413.30	7.62
7-10-1200-121-520-00-01-00 SALARY-IDEA	6,976.00	.00	6,976.00	.00	.00	.00	.00	6,976.00	100.00
121 PROFESSIONAL-EDUCATIONAL SALARIES	6,976.00	.00	6,976.00	.00	.00	.00	.00	6,976.00	100.00
7-10-1200-220-520-00-01-00 BENE-SOC SEC-IDEA	765.00	.00	765.00	.00	.00	.00	.00	765.00	100.00
220 SOCIAL SECURITY CONTRIBUTIONS	765.00	.00	765.00	.00	.00	.00	.00	765.00	100.00

Run Date 06/22/17 02:41 PM
 For - 05/31/17
 Periods 1 - 11

School District Borough of Morrisville
 Expenditure Summary Report
 BUDGET

Page No 12
 FJEXS02A

Budget Expense Report

Account No/Description	Original Budget	Adjustments	Adjusted Budget	Encumbrances		Expenditures		Avail	Pct
				Cur	YTD	Cur	YTD		
10 GENERAL FUND									
7-10-1200-240-000-10-01-00 BENE-TUITION REIMB-ELEM	10,000.00	.00	10,000.00	.00	.00	.00	.00	10,000.00	100.00
7-10-1200-240-000-30-01-00 BENE-TUITION REIMB-SECOI	10,000.00	.00	10,000.00	.00	.00	.00	.00	10,000.00	100.00
7-10-1200-240-000-30-61-00 BENE-TUITION REIMB-INTE:	10,204.00	.00	10,204.00	.00	.00	.00	.00	10,204.00	100.00
240 TUITION REIMBURSEMENT	30,204.00	.00	30,204.00	.00	.00	.00	.00	30,204.00	100.00
7-10-1200-250-520-00-01-00 BENE-UN COMP-IDEA	2,211.00	.00	2,211.00	.00	.00	.00	.00	2,211.00	100.00
250 UNEMPLOYMENT CONTRIBUTIONS	2,211.00	.00	2,211.00	.00	.00	.00	.00	2,211.00	100.00
7-10-1200-260-520-00-01-00 BENE-WKRS COMP- IDEA	785.28	.00	785.28	.00	.00	.00	785.28	.00	.00
260 WORKMEN'S COMPENSATION	785.28	.00	785.28	.00	.00	.00	785.28	.00	.00
7-10-1200-290-000-00-01-00 BENE-OTHER EMPLOYEE BEN.	58,937.00	.00	58,937.00	.00	.00	.00	.00	58,937.00	100.00
290 OTHER EMPLOYEE BENEFITS	58,937.00	.00	58,937.00	.00	.00	.00	.00	58,937.00	100.00
7-10-1200-320-000-00-00-00 Sp. Ed. Services per Ag:	6,000.00	.00	6,000.00	.00	.00	4,979.06	12,833.56	-6,833.56	.00
320 PROFESSIONAL - EDUCATIONAL SERVICES	6,000.00	.00	6,000.00	.00	.00	4,979.06	12,833.56	-6,833.56	.00
7-10-1200-322-520-00-01-00 PROF SVCS-IU IDEA	200,000.00	.00	200,000.00	-12,426.34	.00	12,426.35	108,668.76	91,331.24	45.67
322 PROFESSIONAL EDUCATIONAL SVCS-I.U.	200,000.00	.00	200,000.00	-12,426.34	.00	12,426.35	108,668.76	91,331.24	45.67
7-10-1200-330-520-30-01-00 PROF SVCS-IDEA	70,000.00	.00	70,000.00	.00	.00	.00	.00	70,000.00	100.00
330 OTHER PROFESSIONAL SERVICES	70,000.00	.00	70,000.00	.00	.00	.00	.00	70,000.00	100.00
1200 INSTRUCTION - SPECIAL EDUCATION	375,878.28	.00	375,878.28	-12,426.34	.00	17,405.41	122,287.60	253,590.68	67.47
7-10-1211-121-000-30-01-00 SALARY-WORK EXPERIENCE-;	143,522.61	.00	143,522.61	-10,054.92	54,129.80	14,417.87	97,890.46	-8,497.65	.00
121 PROFESSIONAL-EDUCATIONAL SALARIES	143,522.61	.00	143,522.61	-10,054.92	54,129.80	14,417.87	97,890.46	-8,497.65	.00
7-10-1211-220-000-30-01-00 BENE-SOC SEC-WORK EXPER	10,000.00	.00	10,000.00	.00	.00	1,071.95	7,420.08	2,579.92	25.80
220 SOCIAL SECURITY CONTRIBUTIONS	10,000.00	.00	10,000.00	.00	.00	1,071.95	7,420.08	2,579.92	25.80
7-10-1211-230-000-30-01-00 BENE-RETIRE-WORK EXPERI:	44,680.46	.00	44,680.46	.00	.00	4,329.68	35,610.75	9,069.71	20.30
230 RETIREMENT CONTRIBUTIONS	44,680.46	.00	44,680.46	.00	.00	4,329.68	35,610.75	9,069.71	20.30
7-10-1211-250-000-30-01-00 BENE-UN COMP-WORK EXPER	957.03	.00	957.03	.00	.00	.00	.00	957.03	100.00
250 UNEMPLOYMENT CONTRIBUTIONS	957.03	.00	957.03	.00	.00	.00	.00	957.03	100.00

School District Borough of Morrisville

For - 05/31/17

Expenditure Summary Report

FJEXS02A

Periods 1 - 11

BUDGET

Budget Expense Report

Account No/Description	Original Budget	Adjustments	Adjusted Budget	Encumbrances		Expenditures		Avail	Pct
				Cur	YTD	Cur	YTD		
10 GENERAL FUND									
7-10-1211-260-000-30-01-00 BENE-WKRS COMP-WORK EXP: 260 WORKMEN'S COMPENSATION	1,133.56	.00	1,133.56	.00	.00	.00	1,083.56	50.00	4.41
7-10-1211-270-000-30-01-00 BENE-GR INS-WORK EXPERI: 270 SPECIAL EDUCATION OF EXCEP. CHLDRN	30,226.31	.00	30,226.31	.00	.00	1,990.82	8,225.16	22,001.15	72.79
7-10-1211-322-000-30-01-00 PROF ED SVC-WORK EXPERI: 322 PROFESSIONAL EDUCATIONAL SVCS-I.U.	7,605.00	.00	7,605.00	.00	.00	699.29	4,099.62	3,505.38	46.09
7-10-1211-561-000-30-01-00 OTHER SVC-TUITION PA SCI	138,762.00	.00	138,762.00	.00	.00	126,524.06	293,102.21	-154,340.21	.00
7-10-1211-561-000-30-61-00 OTHER SVC-TUITION PA SCI 561 TUITION TO OTHER LEAS WITHIN STATE	140,000.00	.00	140,000.00	.00	.00	57,854.08	101,280.53	38,719.47	27.66
7-10-1211-610-000-30-01-00 SUPPLIES-WORK EXPERIENC: 610 GENERAL SUPPLIES	1,000.00	.00	1,000.00	.00	.00	158.22	494.43	505.57	50.56
1211 LIFE SKILLS SUPPORT	517,886.97	.00	517,886.97	-10,054.92	54,129.80	207,045.97	549,206.80	-85,449.63	.00
7-10-1221-322-000-10-01-00 PROF EDUC SVC-HEARING II	.00	.00	.00	-5,573.24	.00	5,573.25	32,642.01	-32,642.01	.00
7-10-1221-322-000-30-61-00 PROF EDUC SVC-HEARING II 322 PROFESSIONAL EDUCATIONAL SVCS-I.U.	12,000.00	.00	12,000.00	-49,761.72	.00	49,761.78	291,450.06	-279,450.06	.00
1221 DEAF/HEARING IMPAIRED	12,000.00	.00	12,000.00	-55,334.96	.00	55,335.03	324,092.07	-312,092.07	.00
7-10-1225-322-000-10-01-00 PROF ED SVC-SPEECH ELEM	302,200.00	.00	302,200.00	.00	.00	.00	.00	302,200.00	100.00
7-10-1225-322-000-10-01-01 PROF SERVICES SPECIALIZ:	.00	.00	.00	-140,851.86	.00	140,852.02	824,957.16	-824,957.16	.00
7-10-1225-322-000-30-61-00 PROF ED SVC-SPEECH-INTE: 322 PROFESSIONAL EDUCATIONAL SVCS-I.U.	82,800.00	.00	82,800.00	.00	.00	.00	.00	82,800.00	100.00
1225 SPEECH AND LANGUAGE IMPAIRED	385,000.00	.00	385,000.00	-140,851.86	.00	140,852.02	824,957.16	-439,957.16	.00
7-10-1231-121-000-10-01-00 SALARY-EMOTIONAL SUPPOR: 121 PROFESSIONAL-EDUCATIONAL SALARIES	383,722.59	.00	383,722.59	-37,677.96	58,396.87	38,590.46	194,258.38	131,067.34	34.16
7-10-1231-121-000-30-61-00 SALARY-EMOTIONAL SUPPOR: 121 PROFESSIONAL-EDUCATIONAL SALARIES	160,303.80	.00	160,303.80	-23,455.28	35,182.60	24,005.28	140,307.27	-15,186.07	.00
7-10-1231-220-000-10-01-00 BENE-SOC SEC-PROF ED SV:	17,300.00	.00	17,300.00	.00	.00	2,836.64	14,164.84	3,135.16	18.12
7-10-1231-220-000-30-61-00 BENE-SOC SEC-PROF ED SV:	10,988.00	.00	10,988.00	.00	.00	1,772.41	10,399.82	588.18	5.35
7-10-1231-220-000-30-81-00 BENE-SOC SEC-PROF ED SV:	4,000.00	.00	4,000.00	.00	.00	.00	.00	4,000.00	100.00

School District Borough of Morrisville

For - 05/31/17

Expenditure Summary Report

FJEXS02A

Periods 1 - 11

BUDGET

Budget Expense Report

Account No/Description	Original Budget	Adjustments	Adjusted Budget	Encumbrances		Expenditures		Avail	Pct
				Cur	YTD	Cur	YTD		
10 GENERAL FUND									
220 SOCIAL SECURITY CONTRIBUTIONS	32,288.00	.00	32,288.00	.00	.00	4,609.05	24,564.66	7,723.34	23.92
7-10-1231-230-000-10-01-00 BENE-RETIRE- PROF ED SV	61,100.00	.00	61,100.00	.00	.00	11,588.73	58,335.95	2,764.05	4.52
7-10-1231-230-000-30-61-00 BENE-RETIRE-PROF ED SVC	37,000.00	.00	37,000.00	.00	.00	7,208.79	41,640.03	-4,640.03	.00
7-10-1231-230-000-30-81-00 BENE-RETIRE-PROF ED SVC	3,000.00	.00	3,000.00	.00	.00	.00	.00	3,000.00	100.00
230 RETIREMENT CONTRIBUTIONS	101,100.00	.00	101,100.00	.00	.00	18,797.52	99,975.98	1,124.02	1.11
7-10-1231-250-000-30-61-00 BENE-UN COMP-EMOTIONAL ;	979.48	.00	979.48	.00	.00	.00	.00	979.48	100.00
250 UNEMPLOYMENT CONTRIBUTIONS	979.48	.00	979.48	.00	.00	.00	.00	979.48	100.00
7-10-1231-260-000-30-61-00 BENE- WKRS COMP- EMOTIO	1,157.43	.00	1,157.43	.00	.00	.00	1,107.43	50.00	4.32
260 WORKMEN'S COMPENSATION	1,157.43	.00	1,157.43	.00	.00	.00	1,107.43	50.00	4.32
7-10-1231-270-000-10-01-00 HEALTH BENEFIT	1,589.00	.00	1,589.00	.00	.00	.00	300.00	1,289.00	81.12
7-10-1231-270-000-30-61-00 BENE-PROF ED-EMOTIONAL ;	56,711.43	.00	56,711.43	.00	.00	10,267.84	52,010.59	4,700.84	8.29
270 SPECIAL EDUCATION OF EXCEP. CHLDRN	58,300.43	.00	58,300.43	.00	.00	10,267.84	52,310.59	5,989.84	10.27
7-10-1231-322-000-10-01-00 EMOTIONAL SUPPORT - ELE	.00	79,767.80	79,767.80	.00	.00	.00	.00	79,767.80	100.00
322 PROFESSIONAL EDUCATIONAL SVCS-I.U.	.00	79,767.80	79,767.80	.00	.00	.00	.00	79,767.80	100.00
7-10-1231-561-000-30-81-00 OTHER SVC-ES-TUITION-SE	31,600.00	.00	31,600.00	.00	.00	36,964.74	79,685.94	-48,085.94	.00
561 TUITION TO OTHER LEAS WITHIN STATE	31,600.00	.00	31,600.00	.00	.00	36,964.74	79,685.94	-48,085.94	.00
7-10-1231-562-000-30-61-00 OTHER SVC-CHARTER/SPEC :	89,435.93	.00	89,435.93	.00	.00	60,559.67	117,469.44	-28,033.51	.00
7-10-1231-562-000-30-81-00 OTHER SVC-CHARTER/SPEC :	158,854.00	.00	158,854.00	.00	.00	65,020.16	177,616.07	-18,762.07	.00
562 TUITION TO OTHER LEAS OUTSIDE STATE	248,289.93	.00	248,289.93	.00	.00	125,579.83	295,085.51	-46,795.58	.00
1231 INST-SP PROG-ED-PUBLIC SCHOOL PGMS	1,017,741.66	79,767.80	1,097,509.46	-61,133.24	93,579.47	258,814.72	887,295.76	116,634.23	10.63
7-10-1233-322-000-10-01-00 PROF SVC-AUTISTIC-ELEM	292,874.00	.00	292,874.00	-39,821.84	.00	39,821.89	233,233.05	59,640.95	20.36
7-10-1233-322-000-30-61-00 PROF SVC-AUTISTIC-INTER	227,038.00	.00	227,038.00	-74,264.39	.00	74,264.48	434,960.09	-207,922.09	.00
7-10-1233-322-000-30-81-00 PROF SVC-AUTISTIC-SEC	74,083.00	.00	74,083.00	.00	.00	.00	.00	74,083.00	100.00
322 PROFESSIONAL EDUCATIONAL SVCS-I.U.	593,995.00	.00	593,995.00	-114,086.23	.00	114,086.37	668,193.14	-74,198.14	.00
1233 AUTISTIC SUPPORT	593,995.00	.00	593,995.00	-114,086.23	.00	114,086.37	668,193.14	-74,198.14	.00
7-10-1241-121-000-10-01-00 SAL-PROF-LS-ELEMENTARY	244,092.00	.00	244,092.00	-30,870.16	128,006.20	30,870.16	173,465.19	-57,379.39	.00
7-10-1241-121-000-30-01-00 SAL-PROF-LS-SECONDARY	194,041.95	.00	194,041.95	-27,894.00	41,840.93	29,269.00	155,481.00	-3,279.98	.00

Run Date 06/22/17 02:41 PM
 For - 05/31/17
 Periods 1 - 11

School District Borough of Morrisville
 Expenditure Summary Report

Page No 15
 FJEXS02A

BUDGET

Budget Expense Report

Account No/Description	Original Budget	Adjustments	Adjusted Budget	Encumbrances		Expenditures		Avail	Pct
				Cur	YTD	Cur	YTD		
10 GENERAL FUND									
7-10-1241-121-000-30-61-00 SALARY-PROF-LS-INTERMED 121 PROFESSIONAL-EDUCATIONAL SALARIES	139,205.75 577,339.70	.00 .00	139,205.75 577,339.70	-21,003.12 -79,767.28	31,504.40 201,351.53	21,203.08 81,342.24	113,065.17 442,011.36	-5,363.82 -66,023.19	.00 .00
7-10-1241-191-000-10-01-00 SAL-AIDES-LS-ELEMENTARY	196,813.00	.00	196,813.00	-20,122.20	195,904.31	41,099.10	197,258.85	-196,350.16	.00
7-10-1241-191-000-30-01-00 SAL-AIDES-LS-SECONDARY 191 INSTRUCTIONAL ASSISTANCE SALARIES	197,284.61 394,097.61	.00 .00	197,284.61 394,097.61	-1,731.66 -21,853.86	134,405.46 330,309.77	24,873.68 65,972.78	109,190.98 306,449.83	-46,311.83 -242,661.99	.00 .00
7-10-1241-220-000-10-01-00 BENE-SOC SECURITY-SP EI	29,255.00	.00	29,255.00	.00	.00	5,387.82	27,832.36	1,422.64	4.86
7-10-1241-220-000-30-01-00 BENE-SOC SECURITY-SP EI	26,600.00	.00	26,600.00	.00	.00	4,018.18	19,599.87	7,000.13	26.32
7-10-1241-220-000-30-61-00 BENE-SOC SEC-SP ED-INTE 220 SOCIAL SECURITY CONTRIBUTIONS	12,596.00 68,451.00	.00 .00	12,596.00 68,451.00	.00 .00	.00 .00	1,581.73 10,987.73	8,463.38 55,895.61	4,132.62 12,555.39	32.81 18.34
7-10-1241-230-000-10-01-00 BENE-RETIREMENT-SP ED-E	96,596.22	.00	96,596.22	.00	.00	21,612.38	110,835.67	-14,239.45	.00
7-10-1241-230-000-30-01-00 BENE-RETIREMENT-SP ED-S	75,000.00	.00	75,000.00	.00	.00	16,259.07	79,481.12	-4,481.12	.00
7-10-1241-230-000-30-61-00 BENE-RETIREMENT-SP ED-II 230 RETIREMENT CONTRIBUTIONS	30,038.00 201,634.22	.00 .00	30,038.00 201,634.22	.00 .00	.00 .00	6,367.29 44,238.74	33,932.16 224,248.95	-3,894.16 -22,614.73	.00 .00
7-10-1241-240-000-30-61-00 BENE-TUITION REIMB-SP EI 240 TUITION REIMBURSEMENT	.00 .00	.00 .00	.00 .00	.00 .00	.00 .00	.00 .00	1,731.00 1,731.00	-1,731.00 -1,731.00	.00 .00
7-10-1241-250-000-10-01-00 BENE-UN COMP-SP ED-ELEM	3,049.34	.00	3,049.34	.00	.00	.00	.00	3,049.34	100.00
7-10-1241-250-000-30-01-00 BENE-UN COMP-SP ED-SEC.	2,801.85	.00	2,801.85	.00	.00	.00	.00	2,801.85	100.00
7-10-1241-250-000-30-61-00 BENE-UN COMP-SP ED-INTE 250 UNEMPLOYMENT CONTRIBUTIONS	1,822.30 7,673.49	.00 .00	1,822.30 7,673.49	.00 .00	.00 .00	.00 .00	.00 .00	1,822.30 7,673.49	100.00 100.00
7-10-1241-260-000-10-01-00 BENE-WKRS COMP-SP ED-EL	3,371.74	.00	3,371.74	.00	.00	.00	3,321.74	50.00	1.48
7-10-1241-260-000-30-01-00 BENE-WKRS COMP-SP ED-SE	3,078.43	.00	3,078.43	.00	.00	.00	3,028.43	50.00	1.62
7-10-1241-260-000-30-61-00 BENE-WKRS COMP-SP ED-IN 260 WORKMEN'S COMPENSATION	2,053.23 8,503.40	.00 .00	2,053.23 8,503.40	.00 .00	.00 .00	.00 .00	2,003.23 8,353.40	50.00 150.00	2.44 1.76
7-10-1241-270-000-10-01-00 BENE-GR INS-SP ED-ELEM	79,730.52	.00	79,730.52	.00	.00	2,278.36	10,822.21	68,908.31	86.43
7-10-1241-270-000-30-01-00 BENE-GR INS-SP ED-SECON	21,495.83	.00	21,495.83	.00	.00	3,121.64	15,268.13	6,227.70	28.97
7-10-1241-270-000-30-61-00 BENE-GR INS-SP ED-INTER 270 SPECIAL EDUCATION OF EXCEP. CHILDRN	23,582.49 124,808.84	.00 .00	23,582.49 124,808.84	.00 .00	.00 .00	2,410.36 7,810.36	11,780.75 37,871.09	11,801.74 86,937.75	50.04 69.66

Run Date 06/22/17 02:41 PM
 For - 05/31/17
 Periods 1 - 11

School District Borough of Morrisville
 Expenditure Summary Report
 BUDGET

Page No 16
 FJEXS02A

Budget Expense Report

Account No/Description	Original Budget	Adjustments	Adjusted Budget	Encumbrances		Expenditures		Avail	Pct
				Cur	YTD	Cur	YTD		
10 GENERAL FUND									
7-10-1241-561-000-10-01-00 OTHER SVC-TUITION-PA SC	.00	.00	.00	.00	.00	.00	3,012.15	-3,012.15	.00
561 TUITION TO OTHER LEAS WITHIN STATE	.00	.00	.00	.00	.00	.00	3,012.15	-3,012.15	.00
7-10-1241-580-000-30-01-00 OTHER SVC-TRAVEL-SEC-LS	500.00	.00	500.00	.00	.00	.00	.00	500.00	100.00
580 TRAVEL	500.00	.00	500.00	.00	.00	.00	.00	500.00	100.00
7-10-1241-610-000-10-23-21 SUPPLIES-ELEM-LS GV	1,700.00	.00	1,700.00	.00	2.77	183.16	1,884.63	-187.40	.00
7-10-1241-610-000-30-61-21 SUPPLIES-SEC-LS - INTER	425.00	.00	425.00	.00	.00	.00	53.40	371.60	87.44
7-10-1241-610-000-30-81-21 SUPPLIES-SEC-LS	1,000.00	.00	1,000.00	.00	.00	.00	93.96	906.04	90.60
610 GENERAL SUPPLIES	3,125.00	.00	3,125.00	.00	2.77	183.16	2,031.99	1,090.24	34.89
7-10-1241-640-000-10-21-21 BOOKS ESL	425.00	.00	425.00	.00	15.80	.00	409.20	.00	.00
7-10-1241-640-000-10-23-21 BKS, PERIODICALS-GV - L:	1,275.00	.00	1,275.00	.00	.00	.00	155.20	1,119.80	87.83
7-10-1241-640-000-10-61-21 BKS, PERIODICALS-INTERM	850.00	.00	850.00	.00	.00	.00	.00	850.00	100.00
7-10-1241-640-000-30-81-21 BKS, PERIODICALS-SEC-LS	1,275.00	.00	1,275.00	.00	136.06	.00	962.83	176.11	13.81
640 BOOKS AND PERIODICALS	3,825.00	.00	3,825.00	.00	151.86	.00	1,527.23	2,145.91	56.10
7-10-1241-750-000-30-61-21 EQUIP-ORIGINAL-SEC-LS -	425.00	.00	425.00	.00	.00	.00	383.64	41.36	9.73
7-10-1241-750-000-30-81-21 EQUIP-ORIGINAL-SEC-LS	850.00	.00	850.00	.00	319.97	.00	.00	530.03	62.36
750 EQUIPMENT-ORIGINAL & ADDITIONAL	1,275.00	.00	1,275.00	.00	319.97	.00	383.64	571.39	44.81
7-10-1241-760-000-10-23-21 EQUIP-REPLACEMENT-GV -L:	680.00	.00	680.00	.00	.00	.00	135.00	545.00	80.15
760 EQUIPMENT-REPLACEMENT	680.00	.00	680.00	.00	.00	.00	135.00	545.00	80.15
1241 LEARNING SUPPORT - PUBLIC	1,391,913.26	.00	1,391,913.26	-101,621.14	532,135.90	210,535.01	1,083,651.25	-223,873.89	.00
7-10-1243-121-000-10-01-00 SAL-PROF-GIFTED-ELEMENT	22,397.71	.00	22,397.71	-3,118.10	4,677.11	3,118.08	16,369.92	1,350.68	6.03
7-10-1243-121-000-30-01-00 SAL-PROF-GIFTED-SECONDA	22,639.03	.00	22,639.03	-1,656.00	2,860.00	1,743.50	9,626.10	10,152.93	44.85
121 PROFESSIONAL-EDUCATIONAL SALARIES	45,036.74	.00	45,036.74	-4,774.10	7,537.11	4,861.58	25,996.02	11,503.61	25.54
7-10-1243-220-000-10-01-00 BENE-SOC SEC-GIFTED-ELE	500.00	.00	500.00	.00	.00	231.24	1,217.77	-717.77	.00
7-10-1243-220-000-30-01-00 BENE-SOC SEC-GIFTED-SEC	500.00	.00	500.00	.00	.00	133.46	719.79	-219.79	.00
220 SOCIAL SECURITY CONTRIBUTIONS	1,000.00	.00	1,000.00	.00	.00	364.70	1,937.56	-937.56	.00
7-10-1243-230-000-10-01-00 BENE-RETIRE-GIFTED-ELEM	1,200.00	.00	1,200.00	.00	.00	936.36	4,915.89	-3,715.89	.00
7-10-1243-230-000-30-01-00 BENE-RETIRE-GIFTED-SECO	1,000.00	.00	1,000.00	.00	.00	523.56	2,890.65	-1,890.65	.00

Run Date 06/22/17 02:41 PM
 For - 05/31/17
 Periods 1 - 11

School District Borough of Morrisville
Expenditure Summary Report
 BUDGET

Page No 17
 FJEXS02A

Budget Expense Report

Account No/Description	Original Budget	Adjustments	Adjusted Budget	Encumbrances		Expenditures		Avail	Pct
				Cur	YTD	Cur	YTD		
10 GENERAL FUND									
230 RETIREMENT CONTRIBUTIONS	2,200.00	.00	2,200.00	.00	.00	1,459.92	7,806.54	-5,606.54	.00
7-10-1243-270-000-10-01-00 HEALTH BENEFITS	.00	.00	.00	.00	.00	482.08	2,289.88	-2,289.88	.00
7-10-1243-270-000-30-01-00 HEALTH BENEFITS	.00	.00	.00	.00	.00	.00	461.01	-461.01	.00
270 SPECIAL EDUCATION OF EXCEP. CHLDRN	.00	.00	.00	.00	.00	482.08	2,750.89	-2,750.89	.00
7-10-1243-580-000-10-01-00 OTHER SVC-TRAVEL-GIFTED	150.00	.00	150.00	.00	30.00	.00	45.00	75.00	50.00
7-10-1243-580-000-30-01-00 OTHER SVC-TRAVEL-GIFTED	250.00	.00	250.00	.00	.00	.00	.00	250.00	100.00
580 TRAVEL	400.00	.00	400.00	.00	30.00	.00	45.00	325.00	81.25
7-10-1243-610-000-10-23-23 SUPPLIES-GIFTED-GV	425.00	.00	425.00	.00	.00	.00	79.43	345.57	81.31
7-10-1243-610-000-10-61-23 SUPPLIES-GIFTED-INTERME	200.00	.00	200.00	.00	.00	.00	.00	200.00	100.00
7-10-1243-610-000-30-81-23 SUPPLIES-GIFTED-SECONDA	340.00	.00	340.00	.00	.00	.00	.00	340.00	100.00
610 GENERAL SUPPLIES	965.00	.00	965.00	.00	.00	.00	79.43	885.57	91.77
7-10-1243-640-000-10-21-23 BKS, PERIODICALS-GIFTED	500.00	.00	500.00	.00	.00	.00	.00	500.00	100.00
7-10-1243-640-000-30-61-23 BKS, PERIODICALS-GIFTED	125.00	.00	125.00	.00	3.72	.00	96.28	25.00	20.00
7-10-1243-640-000-30-81-23 BKS, PERIODICALS-GIFTED	340.00	.00	340.00	.00	.00	.00	.00	340.00	100.00
640 BOOKS AND PERIODICALS	965.00	.00	965.00	.00	3.72	.00	96.28	865.00	89.64
1243 GIFTED SUPPORT	50,566.74	.00	50,566.74	-4,774.10	7,570.83	7,168.28	38,711.72	4,284.19	8.47
7-10-1270-322-000-30-01-00 PROF ED SVC-MULTI-HNDCP	57,412.00	.00	57,412.00	-21,436.21	.00	21,436.23	125,550.02	-68,138.02	.00
7-10-1270-322-000-30-61-00 PROF ED SVC-MULTI-HNDCP	80,997.00	.00	80,997.00	.00	.00	.00	.00	80,997.00	100.00
322 PROFESSIONAL EDUCATIONAL SVCS-I.U.	138,409.00	.00	138,409.00	-21,436.21	.00	21,436.23	125,550.02	12,858.98	9.29
1270 MULTI-HANDICAPPED SUPPORT	138,409.00	.00	138,409.00	-21,436.21	.00	21,436.23	125,550.02	12,858.98	9.29
7-10-1290-121-000-30-01-00 SALARY-ACCESS	124,873.00	.00	124,873.00	9,092.90	206,323.00	32,782.47	157,483.72	-238,933.72	.00
121 PROFESSIONAL-EDUCATIONAL SALARIES	124,873.00	.00	124,873.00	9,092.90	206,323.00	32,782.47	157,483.72	-238,933.72	.00
7-10-1290-220-000-30-01-00 BENE-SOC SEC-ACCESS	11,920.00	.00	11,920.00	.00	.00	2,475.42	11,910.55	9.45	.08
220 SOCIAL SECURITY CONTRIBUTIONS	11,920.00	.00	11,920.00	.00	.00	2,475.42	11,910.55	9.45	.08
7-10-1290-230-000-30-01-00 BENE-RETIREMENT-ACCESS	40,000.00	.00	40,000.00	.00	.00	9,844.64	47,292.49	-7,292.49	.00
230 RETIREMENT CONTRIBUTIONS	40,000.00	.00	40,000.00	.00	.00	9,844.64	47,292.49	-7,292.49	.00
7-10-1290-250-000-30-01-00 BENE-UN COMP-ACCESS	1,839.00	.00	1,839.00	.00	.00	.00	.00	1,839.00	100.00

Account No/Description	Original Budget	Adjustments	Adjusted Budget	Encumbrances		Expenditures		Avail	Pct
				Cur	YTD	Cur	YTD		
10 GENERAL FUND									
250 UNEMPLOYMENT CONTRIBUTIONS	1,839.00	.00	1,839.00	.00	.00	.00	.00	1,839.00	100.00
7-10-1290-260-000-30-01-00 BENE-WKRS COMP-ACCESS	1,463.78	.00	1,463.78	.00	.00	.00	1,413.78	50.00	3.42
260 WORKMEN'S COMPENSATION	1,463.78	.00	1,463.78	.00	.00	.00	1,413.78	50.00	3.42
7-10-1290-270-000-30-01-00 BENE-GR INS-ACCESS	50,945.00	.00	50,945.00	.00	.00	980.76	5,169.97	45,775.03	89.85
270 SPECIAL EDUCATION OF EXCEP. CHLDRN	50,945.00	.00	50,945.00	.00	.00	980.76	5,169.97	45,775.03	89.85
7-10-1290-322-000-00-01-00 PETTY CASH FOR SPECIAL :	8,000.00	.00	8,000.00	.00	.00	.00	189.37	7,810.63	97.63
7-10-1290-322-000-10-01-00 PROF SVC-CNTRCT-SP ED-E	1,000.00	.00	1,000.00	.00	.00	42,178.50	42,178.50	-41,178.50	.00
7-10-1290-322-000-30-01-00 PROF SVC-CONTRACTED-SP :	6,500.00	.00	6,500.00	.00	.00	5,604.48	5,604.48	895.52	13.78
7-10-1290-322-000-30-61-00 PROF SVC-CONTRACTED-SP :	12,500.00	.00	12,500.00	.00	.00	.00	.00	12,500.00	100.00
322 PROFESSIONAL EDUCATIONAL SVCS-I.U.	28,000.00	.00	28,000.00	.00	.00	47,782.98	47,972.35	-19,972.35	.00
7-10-1290-340-000-00-00-00 LEGAL FEES - SPECIAL ED	8,000.00	.00	8,000.00	.00	.00	721.50	4,044.91	3,955.09	49.44
340 TECHNICAL SERVICES	8,000.00	.00	8,000.00	.00	.00	721.50	4,044.91	3,955.09	49.44
7-10-1290-568-000-30-01-00 OTHER SVC-PRI SCH-SEC	17,400.00	.00	17,400.00	.00	.00	.00	400.00	17,000.00	97.70
7-10-1290-568-000-30-61-00 OTHER SVC-PRI SCH-INTERI	11,279.00	.00	11,279.00	.00	.00	9,068.75	36,275.00	-24,996.00	.00
568 TUITION TO APS AND PRRI	28,679.00	.00	28,679.00	.00	.00	9,068.75	36,675.00	-7,996.00	.00
7-10-1290-610-000-30-01-00 ACCESS SUPPLIES	8,739.00	.00	8,739.00	-6,058.04	11,682.40	17,450.00	33,587.60	-36,531.00	.00
610 GENERAL SUPPLIES	8,739.00	.00	8,739.00	-6,058.04	11,682.40	17,450.00	33,587.60	-36,531.00	.00
1290 OTHER SPECIAL PROGRAMS	304,458.78	.00	304,458.78	3,034.86	218,005.40	121,106.52	345,550.37	-259,096.99	.00
1200 SPECIAL EDUCATION PROGRAMS	4,787,849.69	79,767.80	4,867,617.49	-518,684.14	905,421.40	1,153,785.56	4,969,495.89	-1,007,299.80	.00
7-10-1360-121-000-30-01-00 SAL-PROF-VOC-BUSINESS E	54,846.00	.00	54,846.00	-8,509.39	12,764.04	8,614.40	45,064.35	-2,982.39	.00
7-10-1360-121-000-30-61-00 SALARY-PROF-VOC-BUSINES:	36,211.00	.00	36,211.00	-5,672.93	8,509.36	5,742.92	30,042.83	-2,341.19	.00
121 PROFESSIONAL-EDUCATIONAL SALARIES	91,057.00	.00	91,057.00	-14,182.32	21,273.40	14,357.32	75,107.18	-5,323.58	.00
7-10-1360-220-000-30-01-00 BENE-SOC SECURITY-BUSIN	5,573.00	.00	5,573.00	.00	.00	636.53	3,334.32	2,238.68	40.17
7-10-1360-220-000-30-61-00 BENE-SOC SEC-BUSINESS E	1,393.00	.00	1,393.00	.00	.00	424.32	2,222.82	-829.82	.00
220 SOCIAL SECURITY CONTRIBUTIONS	6,966.00	.00	6,966.00	.00	.00	1,060.85	5,557.14	1,408.86	20.22
7-10-1360-230-000-30-01-00 BENE-RETIREMENT-BUSINES:	18,823.00	.00	18,823.00	.00	.00	2,586.90	13,532.88	5,290.12	28.10
7-10-1360-230-000-30-61-00 BENE-RETIREMENT-BUSINES:	4,706.00	.00	4,706.00	.00	.00	1,724.60	9,021.83	-4,315.83	.00

Run Date 06/22/17 02:41 PM
 For - 05/31/17
 Periods 1 - 11

School District Borough of Morrisville
 Expenditure Summary Report
 BUDGET

Page No 19
 FJEXS02A

Budget Expense Report

Account No/Description	Original Budget	Adjustments	Adjusted Budget	Encumbrances		Expenditures		Avail	Pct
				Cur	YTD	Cur	YTD		
10 GENERAL FUND									
230 RETIREMENT CONTRIBUTIONS	23,529.00	.00	23,529.00	.00	.00	4,311.50	22,554.71	974.29	4.14
7-10-1360-250-000-30-01-00 BENE-UN COMP-BUSINESS E)	143.00	.00	143.00	.00	.00	.00	.00	143.00	100.00
250 UNEMPLOYMENT CONTRIBUTIONS	143.00	.00	143.00	.00	.00	.00	.00	143.00	100.00
7-10-1360-260-000-30-01-00 BENE-WKRS COMP-BUSINESS	992.44	.00	992.44	.00	.00	.00	992.44	.00	.00
7-10-1360-260-000-30-61-00 BENE-WKRS COMP-BUSINESS	233.44	.00	233.44	.00	.00	.00	233.44	.00	.00
260 WORKMEN'S COMPENSATION	1,225.88	.00	1,225.88	.00	.00	.00	1,225.88	.00	.00
7-10-1360-270-000-30-01-00 BENE-GR INS-BUSINESS ED	4,782.00	.00	4,782.00	.00	.00	628.52	2,985.47	1,796.53	37.57
7-10-1360-270-000-30-61-00 BENE-GR INS-BUSINESS ED	1,195.50	.00	1,195.50	.00	.00	419.00	1,990.25	-794.75	.00
270 SPECIAL EDUCATION OF EXCEP. CHLDRN	5,977.50	.00	5,977.50	.00	.00	1,047.52	4,975.72	1,001.78	16.76
7-10-1360-580-000-30-81-00 TRAVEL	250.50	.00	250.50	.00	.00	395.00	395.00	-144.50	.00
580 TRAVEL	250.50	.00	250.50	.00	.00	395.00	395.00	-144.50	.00
7-10-1360-610-000-30-81-00 SUPPLIES-BUS ED	2,500.00	.00	2,500.00	.00	.00	.00	.00	2,500.00	100.00
610 GENERAL SUPPLIES	2,500.00	.00	2,500.00	.00	.00	.00	.00	2,500.00	100.00
7-10-1360-640-000-30-81-00 BKS, PERIODICALS-BUS ED	1,000.00	.00	1,000.00	.00	37.16	.00	962.84	.00	.00
640 BOOKS AND PERIODICALS	1,000.00	.00	1,000.00	.00	37.16	.00	962.84	.00	.00
7-10-1360-750-000-30-81-00 EQUIP-NEW-BUSINESS ED	1,000.00	.00	1,000.00	.00	.00	.00	.00	1,000.00	100.00
750 EQUIPMENT-ORIGINAL & ADDITIONAL	1,000.00	.00	1,000.00	.00	.00	.00	.00	1,000.00	100.00
1360 BUSINESS EDUCATION	133,648.88	.00	133,648.88	-14,182.32	21,310.56	21,172.19	110,778.47	1,559.85	1.17
7-10-1390-564-000-30-01-00 OTHER SVC-TUITION-TECH :	405,454.00	45,207.02	450,661.02	.00	.00	118,713.00	678,761.94	-228,100.92	.00
564 TUITION TO AREA VO-TECH SCHOOLS	405,454.00	45,207.02	450,661.02	.00	.00	118,713.00	678,761.94	-228,100.92	.00
1390 OTHER VOCATIONAL ED PROGRAMS	405,454.00	45,207.02	450,661.02	.00	.00	118,713.00	678,761.94	-228,100.92	.00
1300 VOCATIONAL EDUCATION	539,102.88	45,207.02	584,309.90	-14,182.32	21,310.56	139,885.19	789,540.41	-226,541.07	.00
7-10-1430-122-000-10-01-00 SAL-HOMEBOUND INSTRUC-E:	3,924.50	.00	3,924.50	.00	.00	.00	362.50	3,562.00	90.76
7-10-1430-122-000-30-01-00 SAL-HOMEBOUND INSTRUC-S:	232.00	.00	232.00	.00	.00	912.50	2,610.85	-2,378.85	.00
122 PROFESSIONAL -EDUC SALARIES-SUBS	4,156.50	.00	4,156.50	.00	.00	912.50	2,973.35	1,183.15	28.47
7-10-1430-220-000-10-01-00 BENE-SOC SEC-HOMEBOUND-:	296.61	.00	296.61	.00	.00	.00	27.33	269.28	90.79
7-10-1430-220-000-30-01-00 BENE-SOC SEC-HOMEBOUND-:	132.00	.00	132.00	.00	.00	69.83	207.11	-75.11	.00

School District Borough of Morrisville

For 05/31/17

Expenditure Summary Report

FJEXS02A

Periods 1 - 11

BUDGET

Budget Expense Report

Account No/Description	Original Budget	Adjustments	Adjusted Budget	Encumbrances		Expenditures		Avail	Pct
				Cur	YTD	Cur	YTD		
10 GENERAL FUND									
220 SOCIAL SECURITY CONTRIBUTIONS	428.61	.00	428.61	.00	.00	69.83	234.44	194.17	45.30
7-10-1430-230-000-10-01-00 BENE-RETIREMENT-HOMEBOU	1,014.09	.00	1,014.09	.00	.00	.00	108.86	905.23	89.27
7-10-1430-230-000-30-01-00 BENE-RETIREMENT-HOMEBOU	766.62	.00	766.62	.00	.00	274.01	801.44	-34.82	.00
230 RETIREMENT CONTRIBUTIONS	1,780.71	.00	1,780.71	.00	.00	274.01	910.30	870.41	48.88
7-10-1430-270-000-30-01-00	16.82	.00	16.82	.00	.00	.00	.00	16.82	100.00
270 SPECIAL EDUCATION OF EXCEP. CHLDRN	16.82	.00	16.82	.00	.00	.00	.00	16.82	100.00
7-10-1430-320-000-00-01-00 PROF SVC-HOMEBOUND INST	2,139.36	.00	2,139.36	.00	.00	.00	.00	2,139.36	100.00
320 PROFESSIONAL - EDUCATIONAL SERVICES	2,139.36	.00	2,139.36	.00	.00	.00	.00	2,139.36	100.00
1430 HOMEBOUND INSTRUCTION	8,522.00	.00	8,522.00	.00	.00	1,256.34	4,118.09	4,403.91	51.68
7-10-1441-561-000-00-01-00 OTHER SVC-INCARCERATED	1,000.00	.00	1,000.00	.00	.00	.00	.00	1,000.00	100.00
561 TUITION TO OTHER LEAS WITHIN STATE	1,000.00	.00	1,000.00	.00	.00	.00	.00	1,000.00	100.00
1441 ADJUDICATED/COURT PLACED PROGRAMS	1,000.00	.00	1,000.00	.00	.00	.00	.00	1,000.00	100.00
7-10-1490-610-421-10-01-00 SUPPLIES-TITLE 1	20.00	-20.00	.00	116.10	116.10	.00	.00	-116.10	.00
610 GENERAL SUPPLIES	20.00	-20.00	.00	116.10	116.10	.00	.00	-116.10	.00
1490 ADDITIONAL OTHER INST PROGS	20.00	-20.00	.00	116.10	116.10	.00	.00	-116.10	.00
1400 HOMEBOUND INSTRUCTION/GRANTS	9,542.00	-20.00	9,522.00	116.10	116.10	1,256.34	4,118.09	5,287.81	55.53
7-10-1800-240-217-00-00-00 TUITION - PA PRE K COUN	300.00	-300.00	.00	.00	.00	.00	.00	.00	.00
240 TUITION REIMBURSEMENT	300.00	-300.00	.00	.00	.00	.00	.00	.00	.00
1800 PRE-KINDERGARTEN	300.00	-300.00	.00	.00	.00	.00	.00	.00	.00
7-10-1801-121-217-00-00-00 SALARIES - PA PRE K COU	74,920.00	.00	74,920.00	-11,253.40	16,880.00	11,253.40	59,080.35	-1,040.35	.00
121 PROFESSIONAL-EDUCATIONAL SALARIES	74,920.00	.00	74,920.00	-11,253.40	16,880.00	11,253.40	59,080.35	-1,040.35	.00
7-10-1801-191-217-00-00-00 AIDES PA PRE K GRANT	22,155.00	.00	22,155.00	.00	22,368.36	3,959.99	19,550.84	-19,764.20	.00
191 INSTRUCTIONAL ASSISTANCE SALARIES	22,155.00	.00	22,155.00	.00	22,368.36	3,959.99	19,550.84	-19,764.20	.00
7-10-1801-220-217-00-00-00 SOC. SEC. PA PRE K COUN	6,943.00	.00	6,943.00	.00	.00	1,115.98	5,896.44	1,046.56	15.07
220 SOCIAL SECURITY CONTRIBUTIONS	6,943.00	.00	6,943.00	.00	.00	1,115.98	5,896.44	1,046.56	15.07
7-10-1801-230-217-00-00-00 RETIRMENT - PA PRE K COU	19,287.98	.00	19,287.98	.00	.00	4,568.59	23,612.97	-4,324.99	.00
230 RETIREMENT CONTRIBUTIONS	19,287.98	.00	19,287.98	.00	.00	4,568.59	23,612.97	-4,324.99	.00

School District Borough of Morrisville

For - 05/31/17

Expenditure Summary Report

FJEXS02A

Periods 1 - 11

BUDGET

Budget Expense Report

Account No/Description	Original Budget	Adjustments	Adjusted Budget	Encumbrances		Expenditures		Avail	Pct
				Cur	YTD	Cur	YTD		
10 GENERAL FUND									
7-10-1801-240-217-00-00-00 TUITION PRE K COUNTS	.00	300.00	300.00	.00	.00	.00	.00	300.00	100.00
240 TUITION REIMBURSEMENT	.00	300.00	300.00	.00	.00	.00	.00	300.00	100.00
7-10-1801-250-217-00-00-00 UNEMPLOY-PA PRE K COUNT	49.26	.00	49.26	.00	.00	.00	.00	49.26	100.00
250 UNEMPLOYMENT CONTRIBUTIONS	49.26	.00	49.26	.00	.00	.00	.00	49.26	100.00
7-10-1801-260-217-00-00-00 WORKS COMP- PA PRE K CO	901.82	.00	901.82	.00	.00	.00	901.82	.00	.00
260 WORKMEN'S COMPENSATION	901.82	.00	901.82	.00	.00	.00	901.82	.00	.00
7-10-1801-270-217-00-00-00 INSUR. PA PREK COUNTS	7,817.94	.00	7,817.94	.00	.00	3,073.44	7,683.60	134.34	1.72
270 SPECIAL EDUCATION OF EXCEP. CHLDREN	7,817.94	.00	7,817.94	.00	.00	3,073.44	7,683.60	134.34	1.72
7-10-1801-320-217-00-00-00 PROF SVCS. - PASSTHROUGH	319,500.00	.00	319,500.00	-55,880.29	97,937.80	55,880.29	221,562.20	.00	.00
7-10-1801-320-217-00-00-01 CONTRACTED SERVICES PA	5,000.00	.00	5,000.00	.00	.00	1,000.00	4,000.00	1,000.00	20.00
320 PROFESSIONAL - EDUCATIONAL SERVICES	324,500.00	.00	324,500.00	-55,880.29	97,937.80	56,880.29	225,562.20	1,000.00	.31
7-10-1801-516-217-00-00-00 STUDENT TRANS PA PRE K	.00	400.00	400.00	.00	.00	.00	.00	400.00	100.00
516 TRANSPORTATION FROM THE I.U.	.00	400.00	400.00	.00	.00	.00	.00	400.00	100.00
7-10-1801-610-217-00-00-00 SUPPLIES PA PRE K COUNTS	5,225.00	.00	5,225.00	-364.49	168.50	623.49	1,147.89	3,908.61	74.81
610 GENERAL SUPPLIES	5,225.00	.00	5,225.00	-364.49	168.50	623.49	1,147.89	3,908.61	74.81
7-10-1801-631-217-00-00-00 PRE K MEALS	10,000.00	.00	10,000.00	2,394.00	7,654.30	.00	-4,377.45	6,723.15	67.23
631 FOOD	10,000.00	.00	10,000.00	2,394.00	7,654.30	.00	-4,377.45	6,723.15	67.23
1801 PRE-KINDERGARTEN	471,800.00	700.00	472,500.00	-65,104.18	145,008.96	81,475.18	339,058.66	-11,567.62	.00
7-10-1804-516-217-00-00-00 STUDENT TRANS. PA PRE K	400.00	-400.00	.00	.00	.00	407.50	407.50	-407.50	.00
516 TRANSPORTATION FROM THE I.U.	400.00	-400.00	.00	.00	.00	407.50	407.50	-407.50	.00
1804	400.00	-400.00	.00	.00	.00	407.50	407.50	-407.50	.00
1800 PA PRE K	472,500.00	.00	472,500.00	-65,104.18	145,008.96	81,882.68	339,466.16	-11,975.12	.00
7-10-2110-121-438-00-00-00 SAL Student Superv COHO	22,360.00	22,540.00	44,900.00	.00	.00	.00	.00	44,900.00	100.00
121 PROFESSIONAL-EDUCATIONAL SALARIES	22,360.00	22,540.00	44,900.00	.00	.00	.00	.00	44,900.00	100.00
7-10-2110-240-000-30-01-00 BENE-TUITION REIMB-PPS-	.00	.00	.00	.00	.00	.00	6,828.00	-6,828.00	.00
240 TUITION REIMBURSEMENT	.00	.00	.00	.00	.00	.00	6,828.00	-6,828.00	.00

Expenditure Summary Report

BUDGET

Budget Expense Report

Account No/Description	Original Budget	Adjustments	Adjusted Budget	Encumbrances		Expenditures		Avail	Pct
				Cur	YTD	Cur	YTD		
10 GENERAL FUND									
7-10-2110-270-438-00-00-00 BEN Student Superv COH	2,245.00	2,245.00	4,490.00	.00	.00	.00	.00	4,490.00	100.00
270 SPECIAL EDUCATION OF EXCEP. CHLDRN	2,245.00	2,245.00	4,490.00	.00	.00	.00	.00	4,490.00	100.00
7-10-2110-329-438-00-00-00 PUR SER Student Superv	44,500.00	44,500.00	89,000.00	.00	.00	.00	17,250.00	71,750.00	80.62
329 PROFESSIONAL SVC	44,500.00	44,500.00	89,000.00	.00	.00	.00	17,250.00	71,750.00	80.62
7-10-2110-599-438-00-00-00 OTHER- SUPER STUDENTS C	2,060.00	2,060.00	4,120.00	.00	.00	.00	735.34	3,384.66	82.15
599 OTHER MISCELLANEOUS PURCHASED SRVS	2,060.00	2,060.00	4,120.00	.00	.00	.00	735.34	3,384.66	82.15
7-10-2110-610-438-00-00-00 SUPP Student Superv CO	2,000.00	2,000.00	4,000.00	.00	.00	.00	.00	4,000.00	100.00
610 GENERAL SUPPLIES	2,000.00	2,000.00	4,000.00	.00	.00	.00	.00	4,000.00	100.00
2110 SUPP SERV - SUPV PUPIL PERS SERV	73,165.00	73,345.00	146,510.00	.00	.00	.00	24,813.34	121,696.66	83.06
7-10-2111-322-000-10-01-00 PP PROFESSIONAL SERVICE	53,850.00	.00	53,850.00	.00	.00	22,016.00	87,520.00	-33,670.00	.00
7-10-2111-322-000-30-01-00 PP PROFESSIONAL SERVICE	53,850.00	.00	53,850.00	.00	.00	.00	14,880.00	38,970.00	72.37
322 PROFESSIONAL EDUCATIONAL SVCS-I.U.	107,700.00	.00	107,700.00	.00	.00	22,016.00	102,400.00	5,300.00	4.92
7-10-2111-430-000-10-03-00 PROP SVC-EQ RPR-PPS-ELEI	50.00	.00	50.00	.00	.00	.00	.00	50.00	100.00
7-10-2111-430-000-30-03-00 PRP-SVC-EQ RPR-PPS-SEC	50.00	.00	50.00	.00	.00	.00	.00	50.00	100.00
7-10-2111-430-000-30-61-00 PROP SVC-EQ RPR-PPS-INT	75.00	.00	75.00	.00	.00	.00	.00	75.00	100.00
430 REPAIRS & MAINTENANCE SERVICES	175.00	.00	175.00	.00	.00	.00	.00	175.00	100.00
7-10-2111-550-000-10-03-00 OTHER SVC-PRINTING-PPS-	400.00	.00	400.00	.00	.00	.00	595.57	-195.57	.00
7-10-2111-550-000-30-03-00 OTHER SVC-PRINTING-PPS-	300.00	.00	300.00	.00	957.59	.00	482.00	-1,139.59	.00
7-10-2111-550-000-30-61-00 OTHER SVC-PRINTING-PPS-	300.00	.00	300.00	.00	.00	.00	163.00	137.00	45.67
550 PRINTING & BINDING	1,000.00	.00	1,000.00	.00	957.59	.00	1,240.57	-1,198.16	.00
7-10-2111-580-000-10-03-00 OTHER SVC-TRAVEL-PPS-EL	1,500.00	.00	1,500.00	.00	.00	.00	.00	1,500.00	100.00
7-10-2111-580-000-30-03-00 OTHER SVC-TRAVEL-PPS-SE	1,000.00	.00	1,000.00	.00	.00	.00	.00	1,000.00	100.00
7-10-2111-580-000-30-61-00 OTHER SVC-TRAVEL-PPS-IN	459.00	.00	459.00	.00	.00	.00	.00	459.00	100.00
580 TRAVEL	2,959.00	.00	2,959.00	.00	.00	.00	.00	2,959.00	100.00
7-10-2111-610-000-10-03-00 SUPPLIES-OFC & TEST-PPS	.00	2,000.00	2,000.00	.00	.00	.00	2,550.63	-550.63	.00
7-10-2111-610-000-30-03-00 SUPPLIES-OFC & TEST-PPS	.00	557.34	557.34	.00	53.92	.00	1,285.90	-782.48	.00
610 GENERAL SUPPLIES	.00	2,557.34	2,557.34	.00	53.92	.00	3,836.53	-1,333.11	.00

School District Borough of Morrisville

For - 05/31/17

Expenditure Summary Report

FJEXS02A

Periods 1 - 11

BUDGET

Budget Expense Report

Account No/Description	Original Budget	Adjustments	Adjusted Budget	Encumbrances		Expenditures		Avail	Pct
				Cur	YTD	Cur	YTD		
10 GENERAL FUND									
7-10-2111-640-000-10-03-00 BKS, PERIODICALS-PPS-EL	100.00	.00	100.00	.00	.00	.00	.00	100.00	100.00
7-10-2111-640-000-30-03-00 BKS, PERIODICALS-PPS-SE	100.00	.00	100.00	.00	-29,572.60	.00	29,587.85	84.75	84.75
7-10-2111-640-000-30-61-00 BKS, PERIODICALS-PPS-IN'	100.00	.00	100.00	.00	.00	.00	.00	100.00	100.00
640 BOOKS AND PERIODICALS	300.00	.00	300.00	.00	-29,572.60	.00	29,587.85	284.75	94.92
7-10-2111-750-000-10-03-00 EQUIP-NEW-PPS-ELEM	750.00	.00	750.00	.00	.00	.00	100.00	650.00	86.67
7-10-2111-750-000-30-03-00 EQUIP-NEW-PPS-SEC	500.00	.00	500.00	.00	.00	.00	1,712.25	-1,212.25	.00
7-10-2111-750-000-30-61-00 EQUIP-NEW-PPS-INTERMEDI.	750.00	.00	750.00	.00	25.99	.00	385.91	338.10	45.08
750 EQUIPMENT-ORIGINAL & ADDITIONAL	2,000.00	.00	2,000.00	.00	25.99	.00	2,198.16	-224.15	.00
7-10-2111-810-000-10-03-00 OTHER OBJ-DUES & FEES-P.	150.00	.00	150.00	.00	.00	.00	.00	150.00	100.00
7-10-2111-810-000-30-03-00 OTHER OBJ-DUES & FEES-P.	200.00	.00	200.00	.00	.00	225.00	225.00	-25.00	.00
7-10-2111-810-000-30-61-00 OTHER OBJ-DUES & FEES-P.	150.00	.00	150.00	.00	.00	.00	.00	150.00	100.00
810 DUES AND FEES	500.00	.00	500.00	.00	.00	225.00	225.00	275.00	55.00
2111	114,634.00	2,557.34	117,191.34	.00	-28,535.10	22,241.00	139,488.11	6,238.33	5.32
7-10-2122-121-000-10-01-00 SAL-PROF-GUIDANCE-ELEM	28,685.00	5,000.00	33,685.00	-4,770.56	7,155.57	4,770.52	27,320.31	-790.88	.00
7-10-2122-121-000-10-61-00 SALARY-PROF-GUIDANCE-IN'	65,315.00	.00	65,315.00	-17,257.00	23,897.54	17,256.96	64,602.06	-23,184.60	.00
7-10-2122-121-000-30-01-00 SAL-PROF-GUIDANCE-SECON	47,722.00	-5,000.00	42,722.00	-4,533.28	6,799.74	4,533.28	23,363.68	12,558.58	29.40
121 PROFESSIONAL-EDUCATIONAL SALARIES	141,722.00	.00	141,722.00	-26,560.84	37,852.85	26,560.76	115,286.05	-11,416.90	.00
7-10-2122-151-000-30-01-00 SAL-CLERICAL-GUIDANCE-S.	37,000.00	.00	37,000.00	-5,801.76	4,348.32	5,801.76	34,883.09	-2,231.41	.00
151 OFFICE/CLERICAL SALARIES	37,000.00	.00	37,000.00	-5,801.76	4,348.32	5,801.76	34,883.09	-2,231.41	.00
7-10-2122-220-000-10-01-00 BENE-SOC SECURITY-GUIDA	2,044.00	.00	2,044.00	.00	.00	356.84	2,051.56	-7.56	.00
7-10-2122-220-000-10-61-00 BENE-SOC SEC-GUIDANCE-I	4,898.00	.00	4,898.00	.00	.00	1,274.68	4,847.87	50.13	1.02
7-10-2122-220-000-30-01-00 BENE-SOC SECURITY-GUIDA	5,544.00	.00	5,544.00	.00	.00	790.76	4,456.46	1,087.54	19.62
220 SOCIAL SECURITY CONTRIBUTIONS	12,486.00	.00	12,486.00	.00	.00	2,422.28	11,355.89	1,130.11	9.05
7-10-2122-230-000-10-01-00 BENE-RETIREMENT-GUIDANC	5,929.00	.00	5,929.00	.00	.00	1,432.60	8,204.34	-2,275.34	.00
7-10-2122-230-000-10-61-00 BENE-RETIREMENT-GUIDANC	11,208.00	.00	11,208.00	.00	.00	5,182.24	19,399.93	-8,191.93	.00
7-10-2122-230-000-30-01-00 BENE-RETIREMENT-GUIDANC	15,441.00	.00	15,441.00	.00	.00	3,103.64	17,491.64	-2,050.64	.00
230 RETIREMENT CONTRIBUTIONS	32,578.00	.00	32,578.00	.00	.00	9,718.48	45,095.91	-12,517.91	.00

School District Borough of Morrisville

For - 05/31/17

Expenditure Summary Report

FJEXS02A

Periods 1 - 11

BUDGET

Budget Expense Report

Account No/Description	Original Budget	Adjustments	Adjusted Budget	Encumbrances		Expenditures		Avail	Pct
				Cur	YTD	Cur	YTD		
10 GENERAL FUND									
7-10-2122-240-000-10-01-00 BENE-TUITION REIM-GUIDA	.00	.00	.00	.00	.00	.00	748.00	-748.00	.00
240 TUITION REIMBURSEMENT	.00	.00	.00	.00	.00	.00	748.00	-748.00	.00
7-10-2122-250-000-10-01-00 BENE-UN COMP-GUIDANCE-E	521.00	.00	521.00	.00	.00	.00	.00	521.00	100.00
7-10-2122-250-000-10-61-00 BENE-UN COMP-GUIDANCE-I	532.00	.00	532.00	.00	.00	.00	.00	532.00	100.00
7-10-2122-250-000-30-01-00 BENE-UN COMP-GUIDANCE-S	302.00	.00	302.00	.00	.00	.00	.00	302.00	100.00
250 UNEMPLOYMENT CONTRIBUTIONS	1,355.00	.00	1,355.00	.00	.00	.00	.00	1,355.00	100.00
7-10-2122-260-000-10-01-00 BENE-WKRS COMP-GUIDANCE	361.72	.00	361.72	.00	.00	.00	361.72	.00	.00
7-10-2122-260-000-10-61-00 BENE-WKRS COMP-GUIDANCE	681.72	.00	681.72	.00	.00	.00	681.72	.00	.00
7-10-2122-260-000-30-01-00 BENE-WKRS COMP-GUIDANCE	745.72	.00	745.72	.00	.00	.00	745.72	.00	.00
260 WORKMEN'S COMPENSATION	1,789.16	.00	1,789.16	.00	.00	.00	1,789.16	.00	.00
7-10-2122-270-000-10-01-00 BENE-GR INS-GUIDANCE-EL	2,988.00	.00	2,988.00	.00	.00	523.76	2,487.86	500.14	16.74
7-10-2122-270-000-10-61-00 BENE-GR INS-GUIDANCE-IN	9,738.00	.00	9,738.00	.00	.00	2,934.12	6,103.40	3,634.60	37.32
7-10-2122-270-000-30-01-00 BENE-GR INS-GUIDANCE-SE	2,184.00	.00	2,184.00	.00	.00	.00	.00	2,184.00	100.00
270 SPECIAL EDUCATION OF EXCEP. CHLDRN	14,910.00	.00	14,910.00	.00	.00	3,457.88	8,591.26	6,318.74	42.38
7-10-2122-390-000-30-01-00 PROF. SERVICES (SAP PRO	5,350.00	.00	5,350.00	.00	.00	.00	5,350.00	.00	.00
390 OTHER PURCHASED PROF & TECH SERVICE	5,350.00	.00	5,350.00	.00	.00	.00	5,350.00	.00	.00
7-10-2122-550-000-30-81-00 OTHER SVC-PRINT-GUIDANC	1,000.00	.00	1,000.00	.00	.00	.00	177.98	822.02	82.20
550 PRINTING & BINDING	1,000.00	.00	1,000.00	.00	.00	.00	177.98	822.02	82.20
7-10-2122-580-000-10-23-00 TRAVEL GUIDANCE GV	1,250.00	.00	1,250.00	.00	.00	.00	.00	1,250.00	100.00
7-10-2122-580-000-30-81-00 OTHER SVC-TRAVEL-GUIDAN	2,000.00	.00	2,000.00	.00	.00	.00	.00	2,000.00	100.00
580 TRAVEL	3,250.00	.00	3,250.00	.00	.00	.00	.00	3,250.00	100.00
7-10-2122-610-000-10-23-00 GUIDANCE GV	193.00	.00	193.00	.00	.00	.00	250.47	-57.47	.00
7-10-2122-610-000-30-81-00 SUPPLIES-GUIDANCE-SEC	900.00	.00	900.00	.00	6.40	338.27	1,189.55	-295.95	.00
610 GENERAL SUPPLIES	1,093.00	.00	1,093.00	.00	6.40	338.27	1,440.02	-353.42	.00
7-10-2122-810-000-30-01-00 OTHER OBJ-DUES & FEES-G	.00	.00	.00	.00	.00	.00	999.00	-999.00	.00
810 DUES AND FEES	.00	.00	.00	.00	.00	.00	999.00	-999.00	.00
2122 COUNSELING SERVICES	252,533.16	.00	252,533.16	-32,362.60	42,207.57	48,299.43	225,716.36	-15,390.77	.00

Run Date 06/22/17 02:41 PM
 For - 05/31/17
 Periods 1 - 11

School District Borough of Morrisville
 Expenditure Summary Report
 BUDGET

Page No 25
 FJEXS02A

Budget Expense Report

Account No/Description	Original Budget	Adjustments	Adjusted Budget	Encumbrances		Expenditures		Avail	Pct
				Cur	YTD	Cur	YTD		
10 GENERAL FUND									
7-10-2125-111-000-10-01-00 SAL-ADMN-PPS-ELEMENTARY	27,212.00	.00	27,212.00	-4,067.36	3,050.43	4,067.36	25,168.46	-1,006.89	.00
7-10-2125-111-000-30-01-00 SAL-ADMN-PPS-SECONDARY	27,212.00	.00	27,212.00	-4,067.36	3,050.43	4,067.32	25,168.21	-1,006.64	.00
111 OFFICIAL/ADMINISTRATIVE SALARIES	54,424.00	.00	54,424.00	-8,134.72	6,100.86	8,134.68	50,336.67	-2,013.53	.00
7-10-2125-220-000-10-01-00 BENE-SOC SECURITY-PPS-E	4,162.00	.00	4,162.00	.00	.00	300.28	1,862.27	2,299.73	55.26
7-10-2125-220-000-30-01-00 BENE-SOC-SECURITY-PPS-S:	.00	.00	.00	.00	.00	300.30	1,862.36	-1,862.36	.00
220 SOCIAL SECURITY CONTRIBUTIONS	4,162.00	.00	4,162.00	.00	.00	600.58	3,724.63	437.37	10.51
7-10-2125-230-000-10-01-00 BENE-RETIREMENT-PPS-ELEI	5,938.50	.00	5,938.50	.00	.00	1,221.44	7,328.64	-1,390.14	.00
7-10-2125-230-000-30-01-00 BENE-RETIREMENT-PPS-SEC	7,031.50	.00	7,031.50	.00	.00	1,221.42	7,328.51	-297.01	.00
230 RETIREMENT CONTRIBUTIONS	12,970.00	.00	12,970.00	.00	.00	2,442.86	14,657.15	-1,687.15	.00
7-10-2125-250-000-10-01-00 BENE-UN COMP-PPS-ELEM	209.00	.00	209.00	.00	.00	.00	.00	209.00	100.00
7-10-2125-250-000-30-01-00 BENE- UN COMP PPS	210.00	.00	210.00	.00	.00	.00	.00	210.00	100.00
250 UNEMPLOYMENT CONTRIBUTIONS	419.00	.00	419.00	.00	.00	.00	.00	419.00	100.00
7-10-2125-260-000-10-01-00 BENE-WKRS COMP-PPS-ELEM	455.44	.00	455.44	.00	.00	.00	455.44	.00	.00
7-10-2125-260-000-30-01-00 BENE-WKRS COMP-PPS-SEC	223.00	.00	223.00	.00	.00	.00	223.00	.00	.00
260 WORKMEN'S COMPENSATION	678.44	.00	678.44	.00	.00	.00	678.44	.00	.00
7-10-2125-270-000-10-01-00 BENE-GR INS-PPS-ELEM	4,165.50	.00	4,165.50	.00	.00	1,157.20	6,432.94	-2,267.44	.00
7-10-2125-270-000-30-01-00 BENE-GR INS-PPS-SEC	4,165.50	.00	4,165.50	.00	.00	21.32	185.56	3,979.94	95.55
270 SPECIAL EDUCATION OF EXCEP. CHLDN	8,331.00	.00	8,331.00	.00	.00	1,178.52	6,618.50	1,712.50	20.56
2125 RECORD MAINTENANCE SERVICES	80,984.44	.00	80,984.44	-8,134.72	6,100.86	12,356.64	76,015.39	-1,131.81	.00
7-10-2140-130-000-10-01-00 PSYCHOLOGIST SALARY-ELEI	14,012.00	.00	14,012.00	-2,108.45	3,162.71	2,108.44	11,988.89	-1,139.60	.00
7-10-2140-130-000-30-01-00 PSYCHOLOGIST SALARY-HS	13,952.00	.00	13,952.00	-2,099.45	3,149.19	2,099.44	11,939.71	-1,136.90	.00
7-10-2140-130-000-30-61-00 PSYCHOLOGIST SALARY-INT:	13,952.00	.00	13,952.00	-2,099.45	3,149.19	2,099.44	11,954.04	-1,151.23	.00
130 PROFESSIONAL-OTHER SALARIES	41,916.00	.00	41,916.00	-6,307.35	9,461.09	6,307.32	35,882.64	-3,427.73	.00
7-10-2140-210-000-00-01-00 GROUP INSURANCE	.00	.00	.00	.00	.00	733.28	3,483.07	-3,483.07	.00
210 GROUP INSURANCE	.00	.00	.00	.00	.00	733.28	3,483.07	-3,483.07	.00
7-10-2140-220-000-00-01-00 SOCIAL SECURITY	.00	.00	.00	.00	.00	381.84	2,180.14	-2,180.14	.00
7-10-2140-220-000-10-01-00 PSYCHOLOGIST SOCIAL SEC	.00	.00	.00	.00	.00	29.84	170.33	-170.33	.00

Run Date 06/22/17 02:41 PM
 For - 05/31/17
 Periods 1 - 11

School District Borough of Morrisville
 Expenditure Summary Report
 BUDGET

Page No 26
 FJEXS02A

Budget Expense Report

Account No/Description	Original Budget	Adjustments	Adjusted Budget	Encumbrances		Expenditures		Avail	Pct
				Cur	YTD	Cur	YTD		
10 GENERAL FUND									
7-10-2140-220-000-30-01-00 PSYCHOLOGIST SOCIAL SEC	.00	.00	.00	.00	.00	29.72	169.62	-169.62	.00
7-10-2140-220-000-30-61-00 PSYCHOLOGIST SOCIAL SEC	.00	.00	.00	.00	.00	29.72	169.83	-169.83	.00
220 SOCIAL SECURITY CONTRIBUTIONS	.00	.00	.00	.00	.00	471.12	2,689.92	-2,689.92	.00
7-10-2140-230-000-10-01-00 PSYCHOLOGIST RETIREMENT	.00	.00	.00	.00	.00	633.12	3,591.24	-3,591.24	.00
7-10-2140-230-000-30-01-00 PSYCHOLOGIST RETIREMENT	.00	.00	.00	.00	.00	630.48	3,576.78	-3,576.78	.00
7-10-2140-230-000-30-61-00 PSYCHOLOGIST RETIREMENT	.00	.00	.00	.00	.00	630.48	3,580.82	-3,580.82	.00
230 RETIREMENT CONTRIBUTIONS	.00	.00	.00	.00	.00	1,894.08	10,748.84	-10,748.84	.00
7-10-2140-330-000-10-01-00 PROF SVC-CONTR'D PSYCHO	.00	.00	.00	.00	.00	2,760.00	2,760.00	-2,760.00	.00
330 OTHER PROFESSIONAL SERVICES	.00	.00	.00	.00	.00	2,760.00	2,760.00	-2,760.00	.00
7-10-2140-610-000-10-01-00 SUPPLIES-PSYCHOLOGIST-E	.00	.00	.00	.00	840.39	.00	935.13	-1,775.52	.00
610 GENERAL SUPPLIES	.00	.00	.00	.00	840.39	.00	935.13	-1,775.52	.00
2140 PSYCHOLOGICAL SERVICES	41,916.00	.00	41,916.00	-6,307.35	10,301.48	12,165.80	56,499.60	-24,885.08	.00
7-10-2170-151-000-00-01-00 SAL-CLERICAL-STUDENT AC	46,802.00	.00	46,802.00	-7,344.00	5,507.00	7,344.00	44,627.04	-3,332.04	.00
151 OFFICE/CLERICAL SALARIES	46,802.00	.00	46,802.00	-7,344.00	5,507.00	7,344.00	44,627.04	-3,332.04	.00
7-10-2170-220-000-00-01-00 BENE-SOC SECURITY-STUDEI	3,510.00	.00	3,510.00	.00	.00	551.04	3,354.71	155.29	4.42
220 SOCIAL SECURITY CONTRIBUTIONS	3,510.00	.00	3,510.00	.00	.00	551.04	3,354.71	155.29	4.42
7-10-2170-230-000-00-01-00 BENE-RETIREMENT-STUDENT	12,094.00	.00	12,094.00	.00	.00	2,205.40	13,401.48	-1,307.48	.00
230 RETIREMENT CONTRIBUTIONS	12,094.00	.00	12,094.00	.00	.00	2,205.40	13,401.48	-1,307.48	.00
7-10-2170-250-000-00-01-00 BENE-UN COMP-STUDENT AC	366.00	.00	366.00	.00	.00	.00	.00	366.00	100.00
250 UNEMPLOYMENT CONTRIBUTIONS	366.00	.00	366.00	.00	.00	.00	.00	366.00	100.00
7-10-2170-260-000-00-01-00 BENE-WKRS COMP-STUDENT	506.72	.00	506.72	.00	.00	.00	506.72	.00	.00
260 WORKMEN'S COMPENSATION	506.72	.00	506.72	.00	.00	.00	506.72	.00	.00
7-10-2170-270-000-00-01-00 BENE-GR INS-STUDENT ACC	8,122.00	.00	8,122.00	.00	.00	2,635.61	15,023.92	-6,901.92	.00
270 SPECIAL EDUCATION OF EXCEP. CHLDREN	8,122.00	.00	8,122.00	.00	.00	2,635.61	15,023.92	-6,901.92	.00
7-10-2170-430-000-00-81-00 PROP SVC-EQUIP RPR-STUD	3,000.00	.00	3,000.00	.00	.00	.00	.00	3,000.00	100.00
430 REPAIRS & MAINTENANCE SERVICES	3,000.00	.00	3,000.00	.00	.00	.00	.00	3,000.00	100.00

Run Date 06/22/17 02:41 PM
 For - 05/31/17
 Periods 1 - 11

School District Borough of Morrisville
 Expenditure Summary Report

Page No 27
 FJEXS02A

BUDGET

Budget Expense Report

Account No/Description	Original Budget	Adjustments	Adjusted Budget	Encumbrances		Expenditures		Avail	Pct
				Cur	YTD	Cur	YTD		
10 GENERAL FUND									
7-10-2170-550-000-00-81-00 OTHER SVC-PRINTING-STUD	1,000.00	.00	1,000.00	.00	.00	.00	849.08	150.92	15.09
550 PRINTING & BINDING	1,000.00	.00	1,000.00	.00	.00	.00	849.08	150.92	15.09
7-10-2170-580-000-00-01-00 OTHER SVC-TRAVEL-STUDEN	502.00	.00	502.00	.00	.00	154.96	154.96	347.04	69.13
580 TRAVEL	502.00	.00	502.00	.00	.00	154.96	154.96	347.04	69.13
7-10-2170-610-000-00-61-00 SUPPLIES-STUDENT ACCOUN	.00	.00	.00	.00	.54	.00	40.83	-41.37	.00
7-10-2170-610-000-00-81-00 SUPPLIES-STUDENT ACCOUN	.00	.00	.00	.00	.31	.00	23.65	-23.96	.00
610 GENERAL SUPPLIES	.00	.00	.00	.00	.85	.00	64.48	-65.33	.00
7-10-2170-810-000-00-81-00 OTHER OBJ-DUES/FEES/STD	300.00	.00	300.00	.00	.00	.00	.00	300.00	100.00
810 DUES AND FEES	300.00	.00	300.00	.00	.00	.00	.00	300.00	100.00
2170 STUDENT ACCOUNTING SERVICES	76,202.72	.00	76,202.72	-7,344.00	5,507.85	12,891.01	77,982.39	-7,287.52	.00
2100 PUPIL SERVICES	639,435.32	75,902.34	715,337.66	-54,148.67	35,582.66	107,953.88	600,515.19	79,239.81	11.08
7-10-2250-121-000-30-61-00 SALARY-LIBRARIAN-INTERM	.00	48,000.00	48,000.00	-7,435.36	11,153.04	7,435.36	37,214.30	-367.34	.00
121 PROFESSIONAL-EDUCATIONAL SALARIES	.00	48,000.00	48,000.00	-7,435.36	11,153.04	7,435.36	37,214.30	-367.34	.00
7-10-2250-220-000-30-61-00 BENE-SOC SEC-LIBRARIAN-	.00	.00	.00	.00	.00	552.64	2,769.94	-2,769.94	.00
220 SOCIAL SECURITY CONTRIBUTIONS	.00	.00	.00	.00	.00	552.64	2,769.94	-2,769.94	.00
7-10-2250-230-000-30-61-00 BENE-RETIREMENT-LIBRARI	.00	.00	.00	.00	.00	2,232.84	11,175.46	-11,175.46	.00
230 RETIREMENT CONTRIBUTIONS	.00	.00	.00	.00	.00	2,232.84	11,175.46	-11,175.46	.00
7-10-2250-270-000-30-61-00 BENEFIT - INSURANCE MED	.00	.00	.00	.00	.00	1,047.52	4,975.72	-4,975.72	.00
270 SPECIAL EDUCATION OF EXCEP. CHLDRN	.00	.00	.00	.00	.00	1,047.52	4,975.72	-4,975.72	.00
2250 SCHOOL LIBRARY SERVICES	.00	48,000.00	48,000.00	-7,435.36	11,153.04	11,268.36	56,135.42	-19,288.46	.00
7-10-2270-322-984-10-01-00 PROF SVCS-STAFF DEV-TIT	.00	.00	.00	.00	.00	14,924.78	14,924.78	-14,924.78	.00
322 PROFESSIONAL EDUCATIONAL SVCS-I.U.	.00	.00	.00	.00	.00	14,924.78	14,924.78	-14,924.78	.00
7-10-2270-323-000-10-01-00 PROF SVC-STAFF DEV-OTHR	.00	.00	.00	.00	.00	.00	5,055.00	-5,055.00	.00
7-10-2270-323-000-30-01-00 PROF SVC-STAFF DEV-OTHR	.00	.00	.00	.00	.00	.00	3,750.00	-3,750.00	.00
323 PROF EDUCATIONAL SVCS-OTHER	.00	.00	.00	.00	.00	.00	8,805.00	-8,805.00	.00
7-10-2270-330-000-00-01-00 DISTRICT PROF DEVELOPMEI	.00	.00	.00	.00	363.00	611.38	4,889.28	-5,252.28	.00

School District Borough of Morrisville

For - 05/31/17

Expenditure Summary Report

FJEXS02A

Periods 1 - 11

BUDGET

Budget Expense Report

Account No/Description	Original Budget	Adjustments	Adjusted Budget	Encumbrances		Expenditures		Avail	Pct
				Cur	YTD	Cur	YTD		
10 GENERAL FUND									
330 OTHER PROFESSIONAL SERVICES	.00	.00	.00	.00	363.00	611.38	4,889.28	-5,252.28	.00
7-10-2270-580-000-00-00-01 DISTRICT PROF DEV TRAVE	.00	.00	.00	.00	120.00	.00	180.00	-300.00	.00
580 TRAVEL	.00	.00	.00	.00	120.00	.00	180.00	-300.00	.00
2270 INST STAFF DEV SERVICES	.00	.00	.00	.00	483.00	15,536.16	28,799.06	-29,282.06	.00
2200 INSTRUCTIONAL SERVICES	.00	48,000.00	48,000.00	-7,435.36	11,636.04	26,804.52	84,934.48	-48,570.52	.00
7-10-2310-151-000-00-01-00 SAL-BOARD SECRETARY	7,575.00	.00	7,575.00	.00	.00	1,201.56	7,399.11	175.89	2.32
151 OFFICE/CLERICAL SALARIES	7,575.00	.00	7,575.00	.00	.00	1,201.56	7,399.11	175.89	2.32
7-10-2310-220-000-00-01-00 BENE-SOC SECURITY-BOARD	1,500.00	.00	1,500.00	.00	.00	88.70	547.33	952.67	63.51
220 SOCIAL SECURITY CONTRIBUTIONS	1,500.00	.00	1,500.00	.00	.00	88.70	547.33	952.67	63.51
7-10-2310-230-000-00-01-00 BENE-RETIREMENT-BOARD S	.00	.00	.00	.00	.00	360.82	2,221.90	-2,221.90	.00
230 RETIREMENT CONTRIBUTIONS	.00	.00	.00	.00	.00	360.82	2,221.90	-2,221.90	.00
7-10-2310-270-000-00-01-00 BENE-MEDICAL-BOARD SERV	525.00	.00	525.00	.00	.00	.00	.00	525.00	100.00
270 SPECIAL EDUCATION OF EXCEP. CHLDREN	525.00	.00	525.00	.00	.00	.00	.00	525.00	100.00
7-10-2310-310-000-00-01-00 PROF SVC-MGT CONSLNT BD	1,500.00	.00	1,500.00	.00	.00	.00	3,158.92	-1,658.92	.00
310 OFFICIAL/ADMINISTRATIVE SERVICES	1,500.00	.00	1,500.00	.00	.00	.00	3,158.92	-1,658.92	.00
7-10-2310-330-000-00-01-00 PROF SVC-AUDIT BD SVCS	22,250.00	.00	22,250.00	.00	.00	.00	24,969.00	-2,719.00	.00
330 OTHER PROFESSIONAL SERVICES	22,250.00	.00	22,250.00	.00	.00	.00	24,969.00	-2,719.00	.00
7-10-2310-523-000-00-01-00 OTHER SVC-INS BOARD LIA	17,000.00	.00	17,000.00	.00	.00	.00	17,031.00	-31.00	.00
523 GENERAL PROPERTY & LIABILITY INS.	17,000.00	.00	17,000.00	.00	.00	.00	17,031.00	-31.00	.00
7-10-2310-540-000-00-01-00 OTHER SVC-ADVERTISING S	5,775.00	.00	5,775.00	.00	.00	735.93	735.93	5,039.07	87.26
540 ADVERTISING	5,775.00	.00	5,775.00	.00	.00	735.93	735.93	5,039.07	87.26
7-10-2310-580-000-00-01-00 OTHER SVC-TRAVEL SCH BD	1,750.00	.00	1,750.00	.00	.00	.00	56.13	1,693.87	96.79
580 TRAVEL	1,750.00	.00	1,750.00	.00	.00	.00	56.13	1,693.87	96.79
7-10-2310-610-000-00-01-00 SUPPLIES-SCH BOARD	3,000.00	.00	3,000.00	.00	.00	179.60	2,304.02	695.98	23.20
610 GENERAL SUPPLIES	3,000.00	.00	3,000.00	.00	.00	179.60	2,304.02	695.98	23.20
7-10-2310-810-000-00-01-00 OTHER OBJ-DUES & FEES S	4,500.00	.00	4,500.00	10,700.00	10,700.00	.00	.00	-6,200.00	.00

Run Date 06/22/17 02:41 PM
 For - 05/31/17
 Periods 1 - 11

School District Borough of Morrisville
 Expenditure Summary Report
 BUDGET

Page No 29
 FJEXS02A

Budget Expense Report

Account No/Description	Original Budget	Adjustments	Adjusted Budget	Encumbrances		Expenditures		Avail	Pct
				Cur	YTD	Cur	YTD		
10 GENERAL FUND									
810 DUES AND FEES	4,500.00	.00	4,500.00	10,700.00	10,700.00	.00	.00	-6,200.00	.00
2310 SUPPORT SERV - BOARD SEC/CLERK SER	65,375.00	.00	65,375.00	10,700.00	10,700.00	2,566.61	58,423.34	-3,748.34	.00
7-10-2330-151-000-00-01-00 SAL-TAX COLLECTOR	11,000.00	.00	11,000.00	.00	.00	.00	11,000.00	.00	.00
151 OFFICE/CLERICAL SALARIES	11,000.00	.00	11,000.00	.00	.00	.00	11,000.00	.00	.00
7-10-2330-220-000-00-01-00 BENE-SOC SEC-TAX COLLEC	1,000.00	.00	1,000.00	.00	.00	.00	.00	1,000.00	100.00
220 SOCIAL SECURITY CONTRIBUTIONS	1,000.00	.00	1,000.00	.00	.00	.00	.00	1,000.00	100.00
7-10-2330-310-000-00-01-00 PROF SVC-TAX COLLECTION	36,950.00	.00	36,950.00	.00	.00	.00	279.45	36,670.55	99.24
310 OFFICIAL/ADMINISTRATIVE SERVICES	36,950.00	.00	36,950.00	.00	.00	.00	279.45	36,670.55	99.24
7-10-2330-525-000-00-01-00 OTHER SVC-BOND TAX COLL	5,000.00	.00	5,000.00	.00	.00	.00	.00	5,000.00	100.00
525 BONDING INSURANCE	5,000.00	.00	5,000.00	.00	.00	.00	.00	5,000.00	100.00
7-10-2330-530-000-00-01-00 OTHER SVC-POSTAGE TAX C	1,400.00	.00	1,400.00	.00	.00	486.55	486.55	913.45	65.25
530 COMMUNICATIONS	1,400.00	.00	1,400.00	.00	.00	486.55	486.55	913.45	65.25
2330 SUP SERV - TAX ASSESS & COLL SERV	55,350.00	.00	55,350.00	.00	.00	486.55	11,766.00	43,584.00	78.74
7-10-2340-340-000-00-01-00 PROF SVC-STAFF NEGOT	1,500.00	.00	1,500.00	.00	.00	.00	.00	1,500.00	100.00
340 TECHNICAL SERVICES	1,500.00	.00	1,500.00	.00	.00	.00	.00	1,500.00	100.00
2340 STAFF RELATIONS & NEGOTIATIONS SER	1,500.00	.00	1,500.00	.00	.00	.00	.00	1,500.00	100.00
7-10-2350-340-000-00-01-00 PROF SVC-LEGAL SVCS	100,000.00	.00	100,000.00	.00	.00	19,962.41	83,646.90	16,353.10	16.35
340 TECHNICAL SERVICES	100,000.00	.00	100,000.00	.00	.00	19,962.41	83,646.90	16,353.10	16.35
2350 SUPPORT SERVICES - LEGAL SERVICES	100,000.00	.00	100,000.00	.00	.00	19,962.41	83,646.90	16,353.10	16.35
7-10-2360-111-000-00-01-00 SAL-SUPERINTENDENT-CURR	139,603.00	.00	139,603.00	-21,608.32	18,960.16	21,608.32	129,649.92	-9,007.08	.00
111 OFFICIAL/ADMINISTRATIVE SALARIES	139,603.00	.00	139,603.00	-21,608.32	18,960.16	21,608.32	129,649.92	-9,007.08	.00
7-10-2360-151-000-00-01-00 SAL-CLERICAL-SUPT OFC	43,844.00	.00	43,844.00	-6,339.68	5,547.32	6,339.68	37,245.60	1,051.08	2.40
151 OFFICE/CLERICAL SALARIES	43,844.00	.00	43,844.00	-6,339.68	5,547.32	6,339.68	37,245.60	1,051.08	2.40
7-10-2360-220-000-00-01-00 BENE-SOC SECURITY-SUPT.	13,054.00	.00	13,054.00	.00	.00	2,135.76	10,997.05	2,056.95	15.76
220 SOCIAL SECURITY CONTRIBUTIONS	13,054.00	.00	13,054.00	.00	.00	2,135.76	10,997.05	2,056.95	15.76
7-10-2360-230-000-00-01-00 BENE-RETIREMENT-SUPT OF	47,182.00	.00	47,182.00	.00	.00	8,392.76	50,118.57	-2,936.57	.00

Account No/Description	Original Budget	Adjustments	Adjusted Budget	Encumbrances		Expenditures		Avail	Pct
				Cur	YTD	Cur	YTD		
10 GENERAL FUND									
230 RETIREMENT CONTRIBUTIONS	47,182.00	.00	47,182.00	.00	.00	8,392.76	50,118.57	-2,936.57	.00
7-10-2360-250-000-00-01-00 BENE-UN COMP-SUPT OFC	1,365.00	.00	1,365.00	.00	.00	.00	.00	1,365.00	100.00
250 UNEMPLOYMENT CONTRIBUTIONS	1,365.00	.00	1,365.00	.00	.00	.00	.00	1,365.00	100.00
7-10-2360-260-000-00-01-00 BENE-WKRS COMP-SUPT OFC	1,566.72	.00	1,566.72	.00	.00	.00	1,516.72	50.00	3.19
260 WORKMEN'S COMPENSATION	1,566.72	.00	1,566.72	.00	.00	.00	1,516.72	50.00	3.19
7-10-2360-270-000-00-01-00 BENE-GR INS-SUPERINTEND	40,294.00	.00	40,294.00	.00	.00	2,800.52	15,335.62	24,958.38	61.94
270 SPECIAL EDUCATION OF EXCEP. CHLDN	40,294.00	.00	40,294.00	.00	.00	2,800.52	15,335.62	24,958.38	61.94
7-10-2360-390-000-00-01-00 PROF SVC-PROF/TECH-SUPT	750.00	.00	750.00	.00	.00	.00	.00	750.00	100.00
390 OTHER PURCHASED PROF & TECH SERVICE	750.00	.00	750.00	.00	.00	.00	.00	750.00	100.00
7-10-2360-430-000-00-01-00 PROP SVC-EQ REPAIR SUPT	250.00	.00	250.00	.00	.00	.00	.00	250.00	100.00
430 REPAIRS & MAINTENANCE SERVICES	250.00	.00	250.00	.00	.00	.00	.00	250.00	100.00
7-10-2360-530-000-00-01-00 OTHER SVC-POSTAGE SUPT	.00	.00	.00	.00	.00	.00	97.93	-97.93	.00
530 COMMUNICATIONS	.00	.00	.00	.00	.00	.00	97.93	-97.93	.00
7-10-2360-540-000-00-01-00 OTHER SVC-ADVERTISING S	500.00	.00	500.00	.00	.00	.00	.00	500.00	100.00
540 ADVERTISING	500.00	.00	500.00	.00	.00	.00	.00	500.00	100.00
7-10-2360-550-000-00-01-00 OTHER SVC-PRINTING SUPT	1,000.00	.00	1,000.00	.00	.00	.00	.00	1,000.00	100.00
550 PRINTING & BINDING	1,000.00	.00	1,000.00	.00	.00	.00	.00	1,000.00	100.00
7-10-2360-580-000-00-01-00 OTHER SVC-TRAVEL SUPT O	1,500.00	.00	1,500.00	.00	.00	.00	.00	1,500.00	100.00
580 TRAVEL	1,500.00	.00	1,500.00	.00	.00	.00	.00	1,500.00	100.00
7-10-2360-610-000-00-01-00 SUPPLIES-SUPT OFFICE	1,500.00	.00	1,500.00	.00	41.01	.00	1,863.05	-404.06	.00
610 GENERAL SUPPLIES	1,500.00	.00	1,500.00	.00	41.01	.00	1,863.05	-404.06	.00
7-10-2360-635-000-00-01-00 FOOD-SUPT. OFFICE	.00	.00	.00	.00	.00	.00	35.00	-35.00	.00
635 CHAPTER ONE REFRESHMENTS	.00	.00	.00	.00	.00	.00	35.00	-35.00	.00
7-10-2360-640-000-00-01-00 BOOKS/PER-SUPT OFFICE	700.00	.00	700.00	.00	.00	.00	.00	700.00	100.00
640 BOOKS AND PERIODICALS	700.00	.00	700.00	.00	.00	.00	.00	700.00	100.00

School District Borough of Morrisville

Expenditure Summary Report

Periods 1 - 11

BUDGET

Budget Expense Report

Account No/Description	Original Budget	Adjustments	Adjusted Budget	Encumbrances		Expenditures		Avail	Pct
				Cur	YTD	Cur	YTD		
10 GENERAL FUND									
7-10-2360-750-000-00-01-00 EQUIP-NEW-SUPT'S OFC	1,500.00	.00	1,500.00	-439.80	595.20	680.00	680.00	224.80	14.99
750 EQUIPMENT-ORIGINAL & ADDITIONAL	1,500.00	.00	1,500.00	-439.80	595.20	680.00	680.00	224.80	14.99
7-10-2360-810-000-00-01-00 OTHER OBJ-DUES & FEES S	2,000.00	.00	2,000.00	.00	.00	.00	1,955.00	45.00	2.25
810 DUES AND FEES	2,000.00	.00	2,000.00	.00	.00	.00	1,955.00	45.00	2.25
2360 SUPPORT SERV - SUPERINTENDENT SERV	296,608.72	.00	296,608.72	-28,387.80	25,143.69	41,957.04	249,494.46	21,970.57	7.41
7-10-2380-111-000-10-01-00 SAL-PRINCIPAL ELEM	80,257.00	.00	80,257.00	-11,446.14	17,169.29	11,446.16	68,676.96	-5,589.25	.00
7-10-2380-111-000-10-61-00 SAL- PRINCIPAL INTERMED	470.00	.00	470.00	-5,979.64	8,969.42	5,979.60	33,539.04	-42,038.46	.00
7-10-2380-111-000-30-01-00 SAL-PRINCIPAL-SECONDARY	105,402.00	.00	105,402.00	-12,472.38	18,708.49	12,472.40	65,480.10	21,213.41	20.13
111 OFFICIAL/ADMINISTRATIVE SALARIES	186,129.00	.00	186,129.00	-29,898.16	44,847.20	29,898.16	167,696.10	-26,414.30	.00
7-10-2380-151-000-10-01-00 SAL-CLERICAL-PRINC OFC	38,720.00	.00	38,720.00	-4,998.56	3,179.12	4,998.56	30,194.96	5,345.92	13.81
7-10-2380-151-000-30-01-00 SAL-CLERICAL-PRINC OFC-	39,440.00	.00	39,440.00	-5,657.96	4,237.84	5,657.96	34,494.73	707.43	1.79
7-10-2380-151-000-30-61-00 SALARY-CLERICAL-PRINC O	35,984.00	.00	35,984.00	-5,801.76	4,347.32	5,801.76	35,018.47	-3,381.79	.00
151 OFFICE/CLERICAL SALARIES	114,144.00	.00	114,144.00	-16,458.28	11,764.28	16,458.28	99,708.16	2,671.56	2.34
7-10-2380-220-000-10-01-00 BENE-SOC SEC-PRINC OFC-	9,338.00	.00	9,338.00	.00	.00	1,230.68	7,411.56	1,926.44	20.63
7-10-2380-220-000-10-61-00 BENE-SOC SEC-PRINC OFC-	.00	.00	.00	.00	.00	444.96	2,498.50	-2,498.50	.00
7-10-2380-220-000-30-01-00 BENE-SOC SEC-PRINC OFC-	7,216.00	.00	7,216.00	.00	.00	1,348.88	7,442.85	-226.85	.00
7-10-2380-220-000-30-61-00 BENE-SOC SEC-PRINC OFC-	6,417.00	.00	6,417.00	.00	.00	439.16	2,653.93	3,763.07	58.64
220 SOCIAL SECURITY CONTRIBUTIONS	22,971.00	.00	22,971.00	.00	.00	3,463.68	20,006.84	2,964.16	12.90
7-10-2380-230-000-10-01-00 BENE-RETIREMENT-PRINC O	25,876.00	.00	25,876.00	.00	.00	4,938.36	29,691.30	-3,815.30	.00
7-10-2380-230-000-10-61-00 BENE-RETIREMENT-PRINC O	.00	.00	.00	.00	.00	1,795.68	10,071.81	-10,071.81	.00
7-10-2380-230-000-30-01-00 BENE-RETIREMENT-PRINC O	28,754.00	.00	28,754.00	.00	.00	5,444.56	30,022.53	-1,268.53	.00
7-10-2380-230-000-30-61-00 BENE-RETIREMENT-PRINC O	22,968.00	.00	22,968.00	.00	.00	1,742.28	10,516.11	12,451.89	54.21
230 RETIREMENT CONTRIBUTIONS	77,598.00	.00	77,598.00	.00	.00	13,920.88	80,301.75	-2,703.75	.00
7-10-2380-250-000-10-01-00 BENE-UN COMP-PRINC OFC-	1,551.01	.00	1,551.01	.00	.00	.00	.00	1,551.01	100.00
7-10-2380-250-000-30-01-00 BENE-UN COMP-PRINC OFC-	1,340.99	.00	1,340.99	.00	.00	.00	.00	1,340.99	100.00
250 UNEMPLOYMENT CONTRIBUTIONS	2,892.00	.00	2,892.00	.00	.00	.00	.00	2,892.00	100.00
7-10-2380-260-000-10-01-00 BENE-WKRS COMP-PRINC OF	1,696.72	.00	1,696.72	.00	.00	.00	1,646.72	50.00	2.95

Run Date 06/22/17 02:41 PM
 For - 05/31/17
 Periods 1 - 11

School District Borough of Morrisville
 Expenditure Summary Report
 BUDGET

Page No 32
 FJEXS02A

Budget Expense Report

Account No/Description	Original Budget	Adjustments	Adjusted Budget	Encumbrances		Expenditures		Avail	Pct
				Cur	YTD	Cur	YTD		
10 GENERAL FUND									
7-10-2380-260-000-30-01-00 BENE-WKRS COMP-PRINC OF	1,627.72	.00	1,627.72	.00	.00	.00	1,577.72	50.00	3.07
260 WORKMEN'S COMPENSATION	3,324.44	.00	3,324.44	.00	.00	.00	3,224.44	100.00	3.01
7-10-2380-270-000-10-01-00 BENE-GR INS-PRINC. OPC-	31,457.00	.00	31,457.00	.00	.00	3,867.10	21,935.73	9,521.27	30.27
7-10-2380-270-000-10-61-00 HEALTH BENEFIT	.00	.00	.00	.00	.00	1,107.88	5,876.14	-5,876.14	.00
7-10-2380-270-000-30-01-00 BENE-GR INS-PRINC. OPC-	31,457.00	.00	31,457.00	.00	.00	4,437.80	23,750.51	7,706.49	24.50
7-10-2380-270-000-30-61-00 BENE-GR INS-PRINC OPC-I)	19,638.00	.00	19,638.00	.00	.00	1,161.36	6,387.48	13,250.52	67.47
270 SPECIAL EDUCATION OF EXCEP. CHLDRN	82,552.00	.00	82,552.00	.00	.00	10,574.14	57,949.86	24,602.14	29.80
7-10-2380-580-000-10-23-00 OTHER SVC-TRAVEL PRINC	1,000.00	.00	1,000.00	.00	.00	.00	.00	1,000.00	100.00
7-10-2380-580-000-30-81-00 OTHER SVC-TRAVEL PRINC	1,000.00	.00	1,000.00	.00	.00	.00	.00	1,000.00	100.00
580 TRAVEL	2,000.00	.00	2,000.00	.00	.00	.00	.00	2,000.00	100.00
7-10-2380-610-000-10-23-00 SUPPLIES-PRINC OFF GV	1,000.00	.00	1,000.00	-35.00	.00	35.00	484.95	515.05	51.51
7-10-2380-610-000-30-61-00 SUPPLIES-PRINC OFF SEC	.00	.00	.00	.00	.00	477.21	477.21	-477.21	.00
7-10-2380-610-000-30-81-00 SUPPLIES-PRINC OFF SEC	5,500.00	.00	5,500.00	-442.44	751.11	1,243.95	2,951.30	1,797.59	32.68
610 GENERAL SUPPLIES	6,500.00	.00	6,500.00	-477.44	751.11	1,756.16	3,913.46	1,835.43	28.24
7-10-2380-640-000-10-23-00 BOOKS/PER-PRINC OFF GV	500.00	.00	500.00	.00	.00	.00	440.10	59.90	11.98
7-10-2380-640-000-30-81-00 BOOKS/PER-PRINC OFF SEC	1,000.00	.00	1,000.00	.00	.00	.00	540.33	459.67	45.97
640 BOOKS AND PERIODICALS	1,500.00	.00	1,500.00	.00	.00	.00	980.43	519.57	34.64
7-10-2380-750-000-10-23-00 EQUIP NEW-PRINC OFF GV	1,000.00	.00	1,000.00	.00	.00	.00	.00	1,000.00	100.00
7-10-2380-750-000-30-81-00 EQUIP NEW-PRINC OFF SEC	2,000.00	.00	2,000.00	-2,705.00	749.00	2,705.00	2,705.00	-1,454.00	.00
750 EQUIPMENT-ORIGINAL & ADDITIONAL	3,000.00	.00	3,000.00	-2,705.00	749.00	2,705.00	2,705.00	-454.00	.00
7-10-2380-760-000-10-23-00 EQUIP REPL-PRINC OFF GV	1,000.00	.00	1,000.00	.00	.00	.00	.00	1,000.00	100.00
760 EQUIPMENT-REPLACEMENT	1,000.00	.00	1,000.00	.00	.00	.00	.00	1,000.00	100.00
7-10-2380-810-000-30-81-00 OTHER OBJ-DUES & FEES P.	1,500.00	.00	1,500.00	.00	.00	.00	186.00	1,314.00	87.60
810 DUES AND FEES	1,500.00	.00	1,500.00	.00	.00	.00	186.00	1,314.00	87.60
2380 SUP SERV - OFFICE OF THE PRINC SERV	505,110.44	.00	505,110.44	-49,538.88	58,111.59	78,776.30	436,672.04	10,326.81	2.04
2300 ADMINISTRATION	1,023,944.16	.00	1,023,944.16	-67,226.68	93,955.28	143,748.91	840,002.74	89,986.14	8.79
7-10-2420-340-000-00-01-00 PROF SVC-DOCTORS	3,000.00	.00	3,000.00	.00	.00	90.00	540.00	2,460.00	82.00

School District Borough of Morrisville
Expenditure Summary Report

For - 05/31/17

FJEXS02A

Periods 1 - 11

BUDGET

Budget Expense Report

Account No/Description	Original Budget	Adjustments	Adjusted Budget	Encumbrances		Expenditures		Avail	Pct
				Cur	YTD	Cur	YTD		
10 GENERAL FUND									
340 TECHNICAL SERVICES	3,000.00	.00	3,000.00	.00	.00	90.00	540.00	2,460.00	82.00
2420 MEDICAL SERVICES	3,000.00	.00	3,000.00	.00	.00	90.00	540.00	2,460.00	82.00
7-10-2430-340-000-00-01-00 PRF SVC-DENTIST	3,000.00	.00	3,000.00	.00	.00	.00	2,000.00	1,000.00	33.33
340 TECHNICAL SERVICES	3,000.00	.00	3,000.00	.00	.00	.00	2,000.00	1,000.00	33.33
2430 DENTAL SERVICES	3,000.00	.00	3,000.00	.00	.00	.00	2,000.00	1,000.00	33.33
7-10-2440-131-000-00-01-00 SAL-PUPIL HEALTH-NURSE	126,560.00	.00	126,560.00	-15,062.02	29,825.43	18,872.23	98,070.32	-1,335.75	.00
131 PROFESSIONAL- OTHER SALARIES	126,560.00	.00	126,560.00	-15,062.02	29,825.43	18,872.23	98,070.32	-1,335.75	.00
7-10-2440-220-000-00-01-00 BENE-SOC SECURITY-NURSE	9,682.00	.00	9,682.00	.00	.00	1,426.49	7,438.74	2,243.26	23.17
220 SOCIAL SECURITY CONTRIBUTIONS	9,682.00	.00	9,682.00	.00	.00	1,426.49	7,438.74	2,243.26	23.17
7-10-2440-230-000-00-01-00 BENE-RETIREMENT-NURSE	32,703.00	.00	32,703.00	.00	.00	4,523.13	25,111.08	7,591.92	23.21
230 RETIREMENT CONTRIBUTIONS	32,703.00	.00	32,703.00	.00	.00	4,523.13	25,111.08	7,591.92	23.21
7-10-2440-240-000-00-01-00 BENE-TUITION REIMB-NURS:	.00	.00	.00	.00	.00	.00	3,208.00	-3,208.00	.00
240 TUITION REIMBURSEMENT	.00	.00	.00	.00	.00	.00	3,208.00	-3,208.00	.00
7-10-2440-250-000-00-01-00 BENE-UN COMP-NURSE	1,050.00	.00	1,050.00	.00	.00	.00	.00	1,050.00	100.00
250 UNEMPLOYMENT CONTRIBUTIONS	1,050.00	.00	1,050.00	.00	.00	.00	.00	1,050.00	100.00
7-10-2440-260-000-00-01-00 BENE-WKRS COMP-NURSE	1,232.72	.00	1,232.72	.00	.00	.00	1,182.72	50.00	4.06
260 WORKMEN'S COMPENSATION	1,232.72	.00	1,232.72	.00	.00	.00	1,182.72	50.00	4.06
7-10-2440-270-000-00-01-00 BENE-GR INS-NURSE	21,016.00	.00	21,016.00	.00	.00	.00	.00	21,016.00	100.00
270 SPECIAL EDUCATION OF EXCEP. CHLDRN	21,016.00	.00	21,016.00	.00	.00	.00	.00	21,016.00	100.00
7-10-2440-430-000-00-01-00 PROP SVC-PUPIL HLTH-EQ :	200.00	.00	200.00	.00	.00	.00	.00	200.00	100.00
430 REPAIRS & MAINTENANCE SERVICES	200.00	.00	200.00	.00	.00	.00	.00	200.00	100.00
7-10-2440-580-000-00-01-00 OTHER SVC-PUPIL HEALTH-	400.00	.00	400.00	.00	.00	.00	.00	400.00	100.00
580 TRAVEL	400.00	.00	400.00	.00	.00	.00	.00	400.00	100.00
7-10-2440-610-000-00-01-00 SUPPLIES-NURSE'S OFFICE	4,000.00	7,000.00	11,000.00	2,911.64	2,915.24	.00	9,526.78	-1,442.02	.00
610 GENERAL SUPPLIES	4,000.00	7,000.00	11,000.00	2,911.64	2,915.24	.00	9,526.78	-1,442.02	.00
7-10-2440-640-000-00-01-00 BKS, PERIODICALS-NURSE':	100.00	.00	100.00	.00	.00	.00	.00	100.00	100.00

School District Borough of Morrisville

For - 05/31/17

Expenditure Summary Report

FJEXS02A

Periods 1 - 11

BUDGET

Budget Expense Report

Account No/Description	Original Budget	Adjustments	Adjusted Budget	Encumbrances		Expenditures		Avail	Pct
				Cur	YTD	Cur	YTD		
10 GENERAL FUND									
640 BOOKS AND PERIODICALS	100.00	.00	100.00	.00	.00	.00	.00	100.00	100.00
7-10-2440-810-000-00-01-00 OTHER OBJ-DUES/FEES/PUP	100.00	.00	100.00	.00	.00	.00	.00	100.00	100.00
810 DUES AND FEES	100.00	.00	100.00	.00	.00	.00	.00	100.00	100.00
2440 NURSING SERVICES	197,043.72	7,000.00	204,043.72	-12,150.38	32,740.67	24,821.85	144,537.64	26,765.41	13.12
2400 PUPIL HEALTH	203,043.72	7,000.00	210,043.72	-12,150.38	32,740.67	24,911.85	147,077.64	30,225.41	14.39
7-10-2500-151-000-00-01-00 SAL-CLERICAL-BUSINESS O	.00	71,000.00	71,000.00	-16,153.84	12,115.40	16,153.84	56,538.44	2,346.16	3.30
151 OFFICE/CLERICAL SALARIES	.00	71,000.00	71,000.00	-16,153.84	12,115.40	16,153.84	56,538.44	2,346.16	3.30
7-10-2500-210-000-00-01-00 BENE-GR INS-BUSINESS	.00	35,728.00	35,728.00	.00	.00	151.94	534.22	35,193.78	98.50
210 GROUP INSURANCE	.00	35,728.00	35,728.00	.00	.00	151.94	534.22	35,193.78	98.50
7-10-2500-220-000-00-01-00 BENE-SOC SECURITY-BUSIN	.00	.00	.00	.00	.00	1,197.76	4,211.14	-4,211.14	.00
220 SOCIAL SECURITY CONTRIBUTIONS	.00	.00	.00	.00	.00	1,197.76	4,211.14	-4,211.14	.00
7-10-2500-230-000-00-01-00 BENE-RETIREMENT-BUSINES	.00	20,272.00	20,272.00	.00	.00	4,851.00	16,978.50	3,293.50	16.25
230 RETIREMENT CONTRIBUTIONS	.00	20,272.00	20,272.00	.00	.00	4,851.00	16,978.50	3,293.50	16.25
7-10-2500-260-000-00-01-00 BENE-WKRS COMP-BUSINESS	600.00	.00	600.00	.00	.00	.00	600.00	.00	.00
260 WORKMEN'S COMPENSATION	600.00	.00	600.00	.00	.00	.00	600.00	.00	.00
7-10-2500-270-000-00-01-00 AFLAC	.00	.00	.00	.00	.00	4,468.52	12,787.95	-12,787.95	.00
270 SPECIAL EDUCATION OF EXCEP. CHLDRN	.00	.00	.00	.00	.00	4,468.52	12,787.95	-12,787.95	.00
2500 SUPPORT SERVICES - BUSINESS	600.00	127,000.00	127,600.00	-16,153.84	12,115.40	26,823.06	91,650.25	23,834.35	18.68
7-10-2511-111-000-00-02-00 BUSINESS MANAGER	112,000.00	.00	112,000.00	23,543.60	60,107.66	21,456.40	108,291.83	-56,399.49	.00
111 OFFICIAL/ADMINISTRATIVE SALARIES	112,000.00	.00	112,000.00	23,543.60	60,107.66	21,456.40	108,291.83	-56,399.49	.00
7-10-2511-220-000-00-02-00 MEDICARE-BUSINESS OFFIC	8,568.00	.00	8,568.00	.00	.00	1,582.36	8,057.78	510.22	5.95
220 SOCIAL SECURITY CONTRIBUTIONS	8,568.00	.00	8,568.00	.00	.00	1,582.36	8,057.78	510.22	5.95
7-10-2511-230-000-00-02-00 RETIREMENT - BUSINESS O	33,633.60	.00	33,633.60	.00	.00	6,443.36	32,520.03	1,113.57	3.31
230 RETIREMENT CONTRIBUTIONS	33,633.60	.00	33,633.60	.00	.00	6,443.36	32,520.03	1,113.57	3.31
7-10-2511-250-000-00-02-00 UNEMPLOYMENT BUSINESS O	78.20	.00	78.20	.00	.00	.00	.00	78.20	100.00
250 UNEMPLOYMENT CONTRIBUTIONS	78.20	.00	78.20	.00	.00	.00	.00	78.20	100.00

Run Date 06/22/17 02:41 PM
 For - 05/31/17
 Periods 1 - 11

School District Borough of Morrisville
 Expenditure Summary Report

Page No 35
 FJEXS02A

BUDGET

Budget Expense Report

Account No/Description	Original Budget	Adjustments	Adjusted Budget	Encumbrances		Expenditures		Avail	Pct
				Cur	YTD	Cur	YTD		
10 GENERAL FUND									
7-10-2511-260-000-00-02-00 WORKMANS COMP - BUSINES: 260 WORKMEN'S COMPENSATION	1,120.00	.00	1,120.00	.00	.00	.00	1,075.10	44.90	4.01
	1,120.00	.00	1,120.00	.00	.00	.00	1,075.10	44.90	4.01
7-10-2511-270-000-00-02-00 MEDICAL BENEFITS - BUSI 270 SPECIAL EDUCATION OF EXCEP. CHLDRN	19,864.92	.00	19,864.92	.00	.00	3,332.64	16,663.20	3,201.72	16.12
	19,864.92	.00	19,864.92	.00	.00	3,332.64	16,663.20	3,201.72	16.12
7-10-2511-310-000-00-02-00 PROF SVCS-CONTR PROF SV: 310 OFFICIAL/ADMINISTRATIVE SERVICES	165,583.28	58,900.00	224,483.28	-1,472.50	16,442.39	94,372.50	121,416.36	86,624.53	38.59
	165,583.28	58,900.00	224,483.28	-1,472.50	16,442.39	94,372.50	121,416.36	86,624.53	38.59
7-10-2511-442-000-00-02-00 PROP SVC-BUSINESS-EQ REI 442 RENTAL OF EQUIPMENT & VEHICLES	4,780.00	.00	4,780.00	.00	.00	.00	2,453.85	2,326.15	48.66
	4,780.00	.00	4,780.00	.00	.00	.00	2,453.85	2,326.15	48.66
7-10-2511-530-000-00-01-00 OTHER SVC-BUSINESS OFC- 530 COMMUNICATIONS	4,280.00	.00	4,280.00	.00	.00	.00	60.99	4,219.01	98.58
	4,280.00	.00	4,280.00	.00	.00	.00	60.99	4,219.01	98.58
7-10-2511-550-000-00-02-00 OTHER SVC-BUSINESS-PRIN 550 PRINTING & BINDING	30.00	.00	30.00	.00	.00	.00	.00	30.00	100.00
	30.00	.00	30.00	.00	.00	.00	.00	30.00	100.00
7-10-2511-580-000-00-02-00 OTHER SVC-BUSINESS-TRAV 580 TRAVEL	1,488.00	.00	1,488.00	.00	.00	766.11	2,254.11	-766.11	.00
	1,488.00	.00	1,488.00	.00	.00	766.11	2,254.11	-766.11	.00
7-10-2511-610-000-00-02-00 SUPPLIES-BUSINESS OFFIC: 610 GENERAL SUPPLIES	3,991.00	.00	3,991.00	-682.27	38.38	1,593.60	6,227.21	-2,274.59	.00
	3,991.00	.00	3,991.00	-682.27	38.38	1,593.60	6,227.21	-2,274.59	.00
7-10-2511-640-000-00-02-00 BKS, PERIODICALS-BUSINE: 640 BOOKS AND PERIODICALS	35.00	.00	35.00	.00	.00	.00	.00	35.00	100.00
	35.00	.00	35.00	.00	.00	.00	.00	35.00	100.00
7-10-2511-760-000-00-02-00 EQUIP-BUSINESS-REPLACME 760 EQUIPMENT-REPLACEMENT	1,500.00	10,000.00	11,500.00	.00	.00	.00	7,820.00	3,680.00	32.00
	1,500.00	10,000.00	11,500.00	.00	.00	.00	7,820.00	3,680.00	32.00
7-10-2511-810-000-00-02-00 OTHER OBJ-BUSINESS-DUES 810 DUES AND FEES	4,230.00	.00	4,230.00	.00	.00	80.00	13,643.33	-9,413.33	.00
	4,230.00	.00	4,230.00	.00	.00	80.00	13,643.33	-9,413.33	.00
2511 SUPERVISION FISCAL SERVICES	361,182.00	68,900.00	430,082.00	21,388.83	76,588.43	129,626.97	320,483.79	33,009.78	7.68
7-10-2516-340-000-00-01-00 PROF SVC-BUSINESS 340 TECHNICAL SERVICES	.00	.00	.00	.00	.00	12.00	3,624.00	-3,624.00	.00
	.00	.00	.00	.00	.00	12.00	3,624.00	-3,624.00	.00
2516 INTERNAL AUDITING SERVICES	.00	.00	.00	.00	.00	12.00	3,624.00	-3,624.00	.00

Run Date 06/22/17 02:41 PM
 For - 05/31/17
 Periods 1 - 11

School District Borough of Morrisville
 Expenditure Summary Report

Page No 36
 FJEXS02A

BUDGET

Budget Expense Report

Account No/Description	Original Budget	Adjustments	Adjusted Budget	Encumbrances		Expenditures		Avail	Pct
				Cur	YTD	Cur	YTD		
10 GENERAL FUND									
2500 BUSINESS SERVICES	361,782.00	195,900.00	557,682.00	5,234.99	88,703.83	156,462.03	415,758.04	53,220.13	9.54
7-10-2611-140-000-00-01-00 SUPERVISION OF OPERATIO	52,000.00	.00	52,000.00	-9,385.40	7,038.95	9,385.40	56,312.40	-11,351.35	.00
140 TECHNICAL SALARIES	52,000.00	.00	52,000.00	-9,385.40	7,038.95	9,385.40	56,312.40	-11,351.35	.00
7-10-2611-220-000-00-01-00 Payroll Benefit	1,077.60	.00	1,077.60	.00	.00	717.96	4,307.76	-3,230.16	.00
220 SOCIAL SECURITY CONTRIBUTIONS	1,077.60	.00	1,077.60	.00	.00	717.96	4,307.76	-3,230.16	.00
7-10-2611-230-000-00-01-00 Payroll Benefit	3,637.80	.00	3,637.80	.00	.00	2,818.44	16,910.64	-13,272.84	.00
230 RETIREMENT CONTRIBUTIONS	3,637.80	.00	3,637.80	.00	.00	2,818.44	16,910.64	-13,272.84	.00
2611 OPERATION AND MAINTENANCE	56,715.40	.00	56,715.40	-9,385.40	7,038.95	12,921.80	77,530.80	-27,854.35	.00
7-10-2620-115-000-00-01-00 ERIIP PAYOUTS	33,388.00	.00	33,388.00	.00	.00	.00	.00	33,388.00	100.00
115 OBJECT 115	33,388.00	.00	33,388.00	.00	.00	.00	.00	33,388.00	100.00
7-10-2620-161-000-00-01-00 SAL-PLANT OPER-MAINTENE	47,675.00	.00	47,675.00	-6,936.00	5,202.00	7,293.72	43,239.48	-766.48	.00
161 PLANT OPERATION/MAINTENANCE	47,675.00	.00	47,675.00	-6,936.00	5,202.00	7,293.72	43,239.48	-766.48	.00
7-10-2620-162-000-00-01-00 SAL-MAINTENENCE-SUBS	11,685.20	.00	11,685.20	.00	10,080.00	.00	8,870.67	-7,265.47	.00
162 MAINTENANCE SUBS	11,685.20	.00	11,685.20	.00	10,080.00	.00	8,870.67	-7,265.47	.00
7-10-2620-181-000-00-01-00 SAL-PLANT OPER-CUSTODIAL	288,940.78	.00	288,940.78	-41,479.64	52,450.16	45,358.46	277,608.08	-41,117.46	.00
181 PLANT OPERATIONS-CUSTODIANS	288,940.78	.00	288,940.78	-41,479.64	52,450.16	45,358.46	277,608.08	-41,117.46	.00
7-10-2620-182-000-00-01-00 SAL-CUSTODIAL-SUBS	20,000.00	.00	20,000.00	.00	.00	.00	.00	20,000.00	100.00
182 CUSTODIAL SUBS	20,000.00	.00	20,000.00	.00	.00	.00	.00	20,000.00	100.00
7-10-2620-220-000-00-01-00 BENE-SOC SECURITY-PLANT	35,008.00	.00	35,008.00	.00	.00	3,975.68	24,945.92	10,062.08	28.74
220 SOCIAL SECURITY CONTRIBUTIONS	35,008.00	.00	35,008.00	.00	.00	3,975.68	24,945.92	10,062.08	28.74
7-10-2620-230-000-00-01-00 BENE-RETIREMENT-PLANT O	116,972.62	.00	116,972.62	.00	.00	15,811.51	96,972.41	20,000.21	17.10
230 RETIREMENT CONTRIBUTIONS	116,972.62	.00	116,972.62	.00	.00	15,811.51	96,972.41	20,000.21	17.10
7-10-2620-250-000-00-01-00 BENE-UN COMP-PLANT OPER	3,255.00	.00	3,255.00	.00	.00	.00	.00	3,255.00	100.00
250 UNEMPLOYMENT CONTRIBUTIONS	3,255.00	.00	3,255.00	.00	.00	.00	.00	3,255.00	100.00
7-10-2620-260-000-00-01-00 BENE-WKRS COMP-PLANT OP	4,074.72	.00	4,074.72	.00	.00	.00	4,024.72	50.00	1.23
260 WORKMEN'S COMPENSATION	4,074.72	.00	4,074.72	.00	.00	.00	4,024.72	50.00	1.23

School District Borough of Morrisville
Expenditure Summary Report

For - 05/31/17

FJEXS02A

Periods 1 - 11

BUDGET

Budget Expense Report

Account No/Description	Original Budget	Adjustments	Adjusted Budget	Encumbrances		Expenditures		Avail	Pct
				Cur	YTD	Cur	YTD		
10 GENERAL FUND									
7-10-2620-270-000-00-01-00 BENE-GR INS-PLANT OPERA 270 SPECIAL EDUCATION OF EXCEP. CHLDRN	57,687.96	.00	57,687.96	.00	.00	12,904.28	64,802.28	-7,114.32	.00
	57,687.96	.00	57,687.96	.00	.00	12,904.28	64,802.28	-7,114.32	.00
7-10-2620-412-000-00-04-35 PROP SVC-PLANT-SNOW PLOW 412 SNOW PLOWING SERVICES	.00	.00	.00	.00	.00	11,107.50	26,512.50	-26,512.50	.00
	.00	.00	.00	.00	.00	11,107.50	26,512.50	-26,512.50	.00
7-10-2620-414-000-00-04-34 PROP SVC-LAWN CARE SERV 414 LAWN CARE SERVICES	.00	.00	.00	.00	.00	3,030.00	45,440.00	-45,440.00	.00
	.00	.00	.00	.00	.00	3,030.00	45,440.00	-45,440.00	.00
7-10-2620-422-000-00-04-37 PROP SVC-PLANT-ELECTRIC 422 ELECTRICITY	140,000.00	.00	140,000.00	.00	.00	11,452.84	87,383.18	52,616.82	37.58
	140,000.00	.00	140,000.00	.00	.00	11,452.84	87,383.18	52,616.82	37.58
7-10-2620-423-000-00-04-38 PROP SVC-PLANT-GARBAGE 423 GARBAGE	18,151.04	.00	18,151.04	.00	.00	2,660.00	14,977.44	3,173.60	17.48
	18,151.04	.00	18,151.04	.00	.00	2,660.00	14,977.44	3,173.60	17.48
7-10-2620-424-000-00-04-39 PROP SVC-PLANT-WATER & 424	5,400.00	.00	5,400.00	.00	.00	29.05	3,777.98	1,622.02	30.04
	5,400.00	.00	5,400.00	.00	.00	29.05	3,777.98	1,622.02	30.04
7-10-2620-430-000-00-04-40 PROP SVC-PLANT-GEN'L REPA 7-10-2620-430-000-00-04-41 PROP SVC-PLANT-OIL BURN 7-10-2620-430-000-00-04-42 PROP SVC-PLANT-BOILER I 7-10-2620-430-000-00-04-44 PROP SVC-PLANT-TEMP CON 7-10-2620-430-000-00-04-45 PROP SVC-PLANT-MOWERS/T 7-10-2620-430-000-00-04-46 PROP SVC-PLANT-FIRE EXT 7-10-2620-430-000-00-04-47 PROP SVC-PLANT-TRUCK MA 7-10-2620-430-000-00-04-48 PROP SVC-PLANT-CONTR'D 7-10-2620-430-000-00-04-49 PROP SVC-PLANT-CONTR'D 7-10-2620-430-000-00-04-51 PROP SVC-PLANT-CONTR'D 430 REPAIRS & MAINTENANCE SERVICES	96,987.00	.00	96,987.00	.00	3,500.00	6,451.38	44,482.20	49,004.80	50.53
	2,152.00	.00	2,152.00	.00	.00	.00	.00	2,152.00	100.00
	848.00	.00	848.00	.00	.00	.00	242.00	606.00	71.46
	15,000.00	.00	15,000.00	.00	.00	.00	48,573.00	-33,573.00	.00
	4,000.00	.00	4,000.00	.00	.00	.00	.00	4,000.00	100.00
	2,100.00	.00	2,100.00	.00	.00	.00	991.00	1,109.00	52.81
	1,100.00	.00	1,100.00	.00	.00	.00	1,988.69	-888.69	.00
	5,296.00	.00	5,296.00	.00	.00	4,437.00	11,260.70	-5,964.70	.00
	.00	.00	.00	.00	.00	824.96	7,075.45	-7,075.45	.00
	9,000.00	.00	9,000.00	.00	.00	635.02	8,591.08	408.92	4.54
	136,483.00	.00	136,483.00	.00	3,500.00	12,348.36	123,204.12	9,778.88	7.16
7-10-2620-442-000-00-04-50 PROP SVC-PLANT-EQ RENTA 442 RENTAL OF EQUIPMENT & VEHICLES	12,500.00	.00	12,500.00	.00	.00	.00	3,507.93	8,992.07	71.94
	12,500.00	.00	12,500.00	.00	.00	.00	3,507.93	8,992.07	71.94
7-10-2620-460-000-00-04-51 PROP SVC-PLANT-EXTERMIN 460 EXTERMINATION SERVICES	1,700.00	.00	1,700.00	.00	.00	100.00	1,045.00	655.00	38.53
	1,700.00	.00	1,700.00	.00	.00	100.00	1,045.00	655.00	38.53

Expenditure Summary Report

BUDGET

Budget Expense Report

Account No/Description	Original Budget	Adjustments	Adjusted Budget	Encumbrances		Expenditures		Avail	Pct
				Cur	YTD	Cur	YTD		
10 GENERAL FUND									
7-10-2620-523-000-00-01-00 OTHER SVC-PLANT-GEN PRO	77,946.00	.00	77,946.00	.00	.00	.00	93,256.00	-15,310.00	.00
523 GENERAL PROPERTY & LIABILITY INS.	77,946.00	.00	77,946.00	.00	.00	.00	93,256.00	-15,310.00	.00
7-10-2620-524-000-00-01-00 OTHER SVC-PLANT-TANK FE	742.00	.00	742.00	.00	.00	.00	247.50	494.50	66.64
524 OTHER PUPIL TRANSPORTATION INS	742.00	.00	742.00	.00	.00	.00	247.50	494.50	66.64
7-10-2620-530-000-00-01-00 OTHER SVC-PLANT-TELEPHO	30,000.00	.00	30,000.00	.00	.00	5,514.49	34,775.50	-4,775.50	.00
530 COMMUNICATIONS	30,000.00	.00	30,000.00	.00	.00	5,514.49	34,775.50	-4,775.50	.00
7-10-2620-610-000-00-04-61 SUPPLIES-PLANT-CUSTODIA	21,000.00	.00	21,000.00	3,155.95	4,264.55	1,934.59	20,440.79	-3,705.34	.00
7-10-2620-610-000-00-04-62 SUPPLIES-PLANT-ELECTRIC	10,000.00	.00	10,000.00	.00	.00	.00	10,777.52	-777.52	.00
7-10-2620-610-000-00-04-64 SUPPLIES-PLANT-PAINTING	3,000.00	.00	3,000.00	.00	8.99	.00	.00	2,991.01	99.70
7-10-2620-610-000-00-04-68 SUPPLIES=PLANT-NON INST	20,000.00	.00	20,000.00	.00	620.57	3,570.23	14,558.10	4,821.33	24.11
610 GENERAL SUPPLIES	54,000.00	.00	54,000.00	3,155.95	4,894.11	5,504.82	45,776.41	3,329.48	6.17
7-10-2620-624-000-00-04-70 SUPPLIES-PLANT-FUEL OIL	30,756.21	.00	30,756.21	.00	.00	11,554.70	71,609.93	-40,853.72	.00
624 OIL	30,756.21	.00	30,756.21	.00	.00	11,554.70	71,609.93	-40,853.72	.00
7-10-2620-626-000-00-04-71 SUPPLIES-PLANT-GASOLINE	7,457.00	.00	7,457.00	.00	.00	.00	.00	7,457.00	100.00
626 GASOLINE	7,457.00	.00	7,457.00	.00	.00	.00	.00	7,457.00	100.00
7-10-2620-635-000-00-01-00 FOOD-MAINTENENCE	557.34	-557.34	.00	.00	.00	.00	.00	.00	.00
635 CHAPTER ONE REFRESHMENTS	557.34	-557.34	.00	.00	.00	.00	.00	.00	.00
7-10-2620-750-000-00-01-00 EQUIP-PLANT-ORIGINAL EQ	24,603.00	.00	24,603.00	.00	.00	.00	3,879.00	20,724.00	84.23
750 EQUIPMENT-ORIGINAL & ADDITIONAL	24,603.00	.00	24,603.00	.00	.00	.00	3,879.00	20,724.00	84.23
7-10-2620-760-000-00-01-00 EQUIP-PLANT-REPLACEMENT	3,441.45	.00	3,441.45	.00	.00	125.00	9,527.61	-6,086.16	.00
760 EQUIPMENT-REPLACEMENT	3,441.45	.00	3,441.45	.00	.00	125.00	9,527.61	-6,086.16	.00
7-10-2620-810-000-00-01-00 OTHER OBJ-PLANT-DUES &	2,623.00	.00	2,623.00	.00	.00	.00	261.28	2,361.72	90.04
810 DUES AND FEES	2,623.00	.00	2,623.00	.00	.00	.00	261.28	2,361.72	90.04
2620 SALS - MAIN & OPER OF PLANT	1,165,047.32	-557.34	1,164,489.98	-45,259.69	76,126.27	148,770.41	1,085,644.94	2,718.77	.23
7-10-2630-412-000-00-04-20 PROP SVC-PLANT- GYM FLO	30,050.00	.00	30,050.00	.00	.00	.00	.00	30,050.00	100.00
7-10-2630-412-000-00-04-34 PROP SVC-PLANT-PLAYGROU	15,442.00	.00	15,442.00	.00	.00	.00	.00	15,442.00	100.00

School District Borough of Morrisville
Expenditure Summary Report

For - 05/31/17

FJEXS02A

Periods 1 - 11

BUDGET

Budget Expense Report

Account No/Description	Original Budget	Adjustments	Adjusted Budget	Encumbrances		Expenditures		Avail	Pct
				Cur	YTD	Cur	YTD		
10 GENERAL FUND									
7-10-2630-412-000-00-04-35 PROP SVC-PLANT-SNOW PLOWING SERVICES	30,308.00	.00	30,308.00	.00	.00	.00	.00	30,308.00	100.00
412 SNOW PLOWING SERVICES	75,800.00	.00	75,800.00	.00	.00	.00	.00	75,800.00	100.00
7-10-2630-414-000-00-04-34 PROP SVC-LAWN CARE SERVICES	49,725.00	.00	49,725.00	.00	.00	.00	710.00	49,015.00	98.57
414 LAWN CARE SERVICES	49,725.00	.00	49,725.00	.00	.00	.00	710.00	49,015.00	98.57
2630 CARE AND UPKEEP OF GROUNDS	125,525.00	.00	125,525.00	.00	.00	.00	710.00	124,815.00	99.43
7-10-2660-390-000-00-01-00 PROF SVC PLANT SAFETY AND OTHER PURCHASED PROF & TECH SERVICE	29,154.91	.00	29,154.91	.00	.00	1,531.00	23,493.60	5,661.31	19.42
390 OTHER PURCHASED PROF & TECH SERVICE	29,154.91	.00	29,154.91	.00	.00	1,531.00	23,493.60	5,661.31	19.42
2660 SECURITY SERVICES	29,154.91	.00	29,154.91	.00	.00	1,531.00	23,493.60	5,661.31	19.42
2600 PLANT OPERATION & MAINTENANCE	1,376,442.63	-557.34	1,375,885.29	-54,645.09	83,165.22	163,223.21	1,187,379.34	105,340.73	7.66
7-10-2720-121-000-00-00-00 SALARY-TRANSPORTATION PROFESSIONAL-EDUCATIONAL SALARIES	53,010.00	.00	53,010.00	.00	61,950.72	9,561.57	43,797.20	-52,737.92	.00
121 PROFESSIONAL-EDUCATIONAL SALARIES	53,010.00	.00	53,010.00	.00	61,950.72	9,561.57	43,797.20	-52,737.92	.00
7-10-2720-220-000-00-00-00 BENE-SOC SEC-TRANSPORTATION SOCIAL SECURITY CONTRIBUTIONS	4,055.00	.00	4,055.00	.00	.00	731.44	3,350.47	704.53	17.37
220 SOCIAL SECURITY CONTRIBUTIONS	4,055.00	.00	4,055.00	.00	.00	731.44	3,350.47	704.53	17.37
7-10-2720-230-000-00-00-00 BENE-RETIRE-TRANSPORTATION RETIREMENT CONTRIBUTIONS	13,698.00	.00	13,698.00	.00	.00	2,871.34	13,152.30	545.70	3.98
230 RETIREMENT CONTRIBUTIONS	13,698.00	.00	13,698.00	.00	.00	2,871.34	13,152.30	545.70	3.98
7-10-2720-250-000-00-00-00 BENE-UN COMP-TRANSPORTATION UNEMPLOYMENT CONTRIBUTIONS	58.00	.00	58.00	.00	.00	.00	.00	58.00	100.00
250 UNEMPLOYMENT CONTRIBUTIONS	58.00	.00	58.00	.00	.00	.00	.00	58.00	100.00
7-10-2720-260-000-00-00-00 BENE-WKRS COMP-TRANSPORTATION WORKMEN'S COMPENSATION	312.00	.00	312.00	.00	.00	.00	312.00	.00	.00
260 WORKMEN'S COMPENSATION	312.00	.00	312.00	.00	.00	.00	312.00	.00	.00
7-10-2720-270-000-00-00-00 BENE-GR INS-TRANSPORTATION SPECIAL EDUCATION OF EXCEP. CHILDRN	7,500.00	.00	7,500.00	.00	.00	.00	290.34	7,209.66	96.13
270 SPECIAL EDUCATION OF EXCEP. CHILDRN	7,500.00	.00	7,500.00	.00	.00	.00	290.34	7,209.66	96.13
7-10-2720-330-000-00-00-00 PROF SVCS-TRANSPORTATION OTHER PROFESSIONAL SERVICES	331.00	.00	331.00	.00	.00	.00	657.55	-326.55	.00
330 OTHER PROFESSIONAL SERVICES	331.00	.00	331.00	.00	.00	.00	657.55	-326.55	.00
7-10-2720-513-000-00-01-00 OTHER SVC-TRANSP-CONTRACTED CARRIERS	75,000.00	.00	75,000.00	.00	.00	38,118.68	63,358.18	11,641.82	15.52
513 CONTRACTED CARRIERS	75,000.00	.00	75,000.00	.00	.00	38,118.68	63,358.18	11,641.82	15.52

School District Borough of Morrisville
Expenditure Summary Report

For - 05/31/17

FJEXS02A

Periods 1 - 11

BUDGET

Budget Expense Report

Account No/Description	Original Budget	Adjustments	Adjusted Budget	Encumbrances		Expenditures		Avail	Pct
				Cur	YTD	Cur	YTD		
10 GENERAL FUND									
7-10-2720-516-000-00-01-00 OTHER SVC-STUDENT TRANS	386,223.00	-185,900.00	200,323.00	.00	.00	.00	.00	200,323.00	100.00
516 TRANSPORTATION FROM THE I.U.	386,223.00	-185,900.00	200,323.00	.00	.00	.00	.00	200,323.00	100.00
7-10-2720-523-000-00-01-00 TRANSPORTATION INSURANC	15,000.00	.00	15,000.00	.00	.00	.00	.00	15,000.00	100.00
523 GENERAL PROPERTY & LIABILITY INS.	15,000.00	.00	15,000.00	.00	.00	.00	.00	15,000.00	100.00
7-10-2720-610-000-00-04-00 SUPPLIES-TRANSP-REPAIR	2,000.00	.00	2,000.00	.00	.00	.00	.00	2,000.00	100.00
610 GENERAL SUPPLIES	2,000.00	.00	2,000.00	.00	.00	.00	.00	2,000.00	100.00
7-10-2720-626-000-00-04-00 SUPPLIES-TRANSP-GASOLIN	10,000.00	.00	10,000.00	.00	.00	1,708.69	7,012.50	2,987.50	29.88
626 GASOLINE	10,000.00	.00	10,000.00	.00	.00	1,708.69	7,012.50	2,987.50	29.88
7-10-2720-750-000-00-00-00 TRANSPORTATION EQUIPMEN	10,000.00	.00	10,000.00	.00	.00	187.29	3,658.19	6,341.81	63.42
750 EQUIPMENT-ORIGINAL & ADDITIONAL	10,000.00	.00	10,000.00	.00	.00	187.29	3,658.19	6,341.81	63.42
2720 VEHICLE OPERATION SERVICES	577,187.00	-185,900.00	391,287.00	.00	61,950.72	53,179.01	135,588.73	193,747.55	49.52
2700 TRANSPORTATION	577,187.00	-185,900.00	391,287.00	.00	61,950.72	53,179.01	135,588.73	193,747.55	49.52
7-10-2818-148-000-01-01-00 SALARIES TECHNOLOGY	106,377.00	.00	106,377.00	-16,059.48	12,044.51	14,846.88	95,933.45	-1,600.96	.00
148 OBJECT 148	106,377.00	.00	106,377.00	-16,059.48	12,044.51	14,846.88	95,933.45	-1,600.96	.00
7-10-2818-228-000-01-01-00 SOC. SEC. TECHNOLOGY	8,138.00	.00	8,138.00	.00	.00	1,079.12	7,027.88	1,110.12	13.64
228 OBJECT 228	8,138.00	.00	8,138.00	.00	.00	1,079.12	7,027.88	1,110.12	13.64
7-10-2818-238-000-01-01-00 RETIREMENT TECHNOLOGY	27,488.00	.00	27,488.00	.00	.00	4,458.53	28,617.96	-1,129.96	.00
238 OBJECT 238	27,488.00	.00	27,488.00	.00	.00	4,458.53	28,617.96	-1,129.96	.00
7-10-2818-258-000-01-01-00 UNEMPL. TECHNOLOGY	831.00	.00	831.00	.00	.00	.00	.00	831.00	100.00
258 OBJECT 258	831.00	.00	831.00	.00	.00	.00	.00	831.00	100.00
7-10-2818-268-000-01-01-00 WORKERS COMP TECHNOLOGY	887.00	.00	887.00	.00	.00	.00	.00	887.00	100.00
268 OBJECT 268	887.00	.00	887.00	.00	.00	.00	.00	887.00	100.00
7-10-2818-270-000-01-01-00 INSURANCE TECHNOLOGY	24,202.00	.00	24,202.00	.00	.00	6,738.24	37,366.29	-13,164.29	.00
270 SPECIAL EDUCATION OF EXCEP. CHLDRN	24,202.00	.00	24,202.00	.00	.00	6,738.24	37,366.29	-13,164.29	.00
7-10-2818-340-000-00-00-00 PROF SVC-CONTR'D DP SVC.	5,500.00	.00	5,500.00	.00	6,850.00	.00	8,136.43	-9,486.43	.00
340 TECHNICAL SERVICES	5,500.00	.00	5,500.00	.00	6,850.00	.00	8,136.43	-9,486.43	.00

Run Date 06/22/17 02:41 PM
 For - 05/31/17
 Periods 1 - 11

School District Borough of Morrisville
 Expenditure Summary Report
 BUDGET

Page No 41
 FJEXS02A

Budget Expense Report

Account No/Description	Original Budget	Adjustments	Adjusted Budget	Encumbrances		Expenditures		Avail	Pct
				Cur	YTD	Cur	YTD		
10 GENERAL FUND									
7-10-2818-580-000-01-01-00 TRAVEL-TECH SVCS	1,000.00	.00	1,000.00	.00	.00	.00	643.22	356.78	35.68
580 TRAVEL	1,000.00	.00	1,000.00	.00	.00	.00	643.22	356.78	35.68
7-10-2818-618-000-10-01-00 SUPPLIES ELEM TECHNOLOG	2,500.00	.00	2,500.00	-1,249.48	629.52	1,249.48	1,599.43	271.05	10.84
7-10-2818-618-000-30-01-00 SUPPLIES SEC. TECHNOLOG	2,500.00	.00	2,500.00	-745.52	149.48	1,009.12	1,009.12	1,341.40	53.66
618 GENERAL SUPPLIES	5,000.00	.00	5,000.00	-1,995.00	779.00	2,258.60	2,608.55	1,612.45	32.25
7-10-2818-648-000-00-00-00 DP SVC-SOFTWARE/LICENSE	52,034.00	.00	52,034.00	.00	672.81	21,785.00	76,840.50	-25,479.31	.00
7-10-2818-648-000-10-23-00 SOFTWARE - ELEM GV	5,600.00	.00	5,600.00	.00	270.00	.00	367.94	4,962.06	88.61
7-10-2818-648-000-30-01-00 SOFTWARE - SECONDARY	40,980.00	.00	40,980.00	.00	.00	.00	7,491.03	33,488.97	81.72
648 COMP ASSTD-SFTWARE/CD-LINK TO LEARN	98,614.00	.00	98,614.00	.00	942.81	21,785.00	84,699.47	12,971.72	13.15
7-10-2818-750-000-00-00-01 EQUIPMENT-DATA PROCESSI	16,700.00	.00	16,700.00	-4,183.89	573.11	4,638.88	15,609.74	517.15	3.10
750 EQUIPMENT-ORIGINAL & ADDITIONAL	16,700.00	.00	16,700.00	-4,183.89	573.11	4,638.88	15,609.74	517.15	3.10
7-10-2818-758-000-10-01-00 EQUIPMENT ELEM TECHNOLO	18,500.00	.00	18,500.00	.00	.00	17,182.80	17,182.80	1,317.20	7.12
7-10-2818-758-000-30-01-00 EQUIPMENT SEC TECHNOLOG	71,700.00	.00	71,700.00	6,867.80	13,153.80	20,154.00	40,272.07	18,274.13	25.49
758 TECHNOLOGY	90,200.00	.00	90,200.00	6,867.80	13,153.80	37,336.80	57,454.87	19,591.33	21.72
7-10-2818-810-000-01-01-00 DUES/FEES/TECHNOLOGY	1,000.00	.00	1,000.00	.00	.00	.00	.00	1,000.00	100.00
810 DUES AND FEES	1,000.00	.00	1,000.00	.00	.00	.00	.00	1,000.00	100.00
2818 SYSTEM-WIDE TECHNOLOGY SERVICES	385,937.00	.00	385,937.00	-15,370.57	34,343.23	93,142.05	338,097.86	13,495.91	3.50
2800 CENTRAL SERVICES	385,937.00	.00	385,937.00	-15,370.57	34,343.23	93,142.05	338,097.86	13,495.91	3.50
7-10-2900-595-000-00-01-00 OTHER SVC-I.U. SUPPORT	.00	.00	.00	.00	.00	.00	4,564.91	-4,564.91	.00
595 I.U. PAYMENTS BY WITHHOLDING	.00	.00	.00	.00	.00	.00	4,564.91	-4,564.91	.00
2900 SUPPORT SERV - OTHER SUPPORT SERV	.00	.00	.00	.00	.00	.00	4,564.91	-4,564.91	.00
7-10-2990-595-000-00-01-00 OTHER SUPPORT SERVICES	12,000.00	.00	12,000.00	.00	.00	4,940.00	34,420.00	-22,420.00	.00
595 I.U. PAYMENTS BY WITHHOLDING	12,000.00	.00	12,000.00	.00	.00	4,940.00	34,420.00	-22,420.00	.00
2990 PASS-THRU FUNDS	12,000.00	.00	12,000.00	.00	.00	4,940.00	34,420.00	-22,420.00	.00
2900 OTHER SUPPORT SERVICES	12,000.00	.00	12,000.00	.00	.00	4,940.00	38,984.91	-26,984.91	.00
7-10-3210-132-000-00-01-00 SAL-ACTIVITIES	40,800.00	.00	40,800.00	.00	.00	675.00	17,881.45	22,918.55	56.17
132 OTHER PROFESSIONAL SALARIES	40,800.00	.00	40,800.00	.00	.00	675.00	17,881.45	22,918.55	56.17

Account No/Description	Original Budget	Adjustments	Adjusted Budget	Encumbrances		Expenditures		Avail	Pct
				Cur	YTD	Cur	YTD		
10 GENERAL FUND									
7-10-3210-220-000-00-01-00 BENE-SOC SECURITY-ACTIV	3,121.00	.00	3,121.00	.00	.00	48.89	1,353.27	1,767.73	56.64
220 SOCIAL SECURITY CONTRIBUTIONS	3,121.00	.00	3,121.00	.00	.00	48.89	1,353.27	1,767.73	56.64
7-10-3210-230-000-00-01-00 BENE-RETIREMENT-ACTIVIT	10,543.00	.00	10,543.00	.00	.00	202.70	4,710.66	5,832.34	55.32
230 RETIREMENT CONTRIBUTIONS	10,543.00	.00	10,543.00	.00	.00	202.70	4,710.66	5,832.34	55.32
7-10-3210-270-000-00-01-00 HEALTH INSURANCE BENEFIT	.00	.00	.00	.00	.00	14.51	50.21	-50.21	.00
270 SPECIAL EDUCATION OF EXCEP. CHLDRN	.00	.00	.00	.00	.00	14.51	50.21	-50.21	.00
7-10-3210-320-000-00-00-00 ACTIVITIES PROF SVC CON	.00	.00	.00	-4,416.68	4,416.60	4,416.68	25,017.63	-29,434.23	.00
320 PROFESSIONAL - EDUCATIONAL SERVICES	.00	.00	.00	-4,416.68	4,416.60	4,416.68	25,017.63	-29,434.23	.00
7-10-3210-390-000-00-81-00 PROF SVC-ACTIVITIES-SEC	1,000.00	.00	1,000.00	274.04	274.04	.00	696.72	29.24	2.92
390 OTHER PURCHASED PROF & TECH SERVICE	1,000.00	.00	1,000.00	274.04	274.04	.00	696.72	29.24	2.92
7-10-3210-515-000-00-81-00 OTHER SVC-ACTIVITIES TR	7,000.00	.00	7,000.00	.00	.00	2,795.00	10,690.70	-3,690.70	.00
515 PUBLIC CARRIERS	7,000.00	.00	7,000.00	.00	.00	2,795.00	10,690.70	-3,690.70	.00
7-10-3210-610-000-00-81-00 SUPPLIES-ACTIVITIES	10,000.00	.00	10,000.00	332.50	716.45	9,260.91	14,619.52	-5,335.97	.00
610 GENERAL SUPPLIES	10,000.00	.00	10,000.00	332.50	716.45	9,260.91	14,619.52	-5,335.97	.00
3210 SCHOOL SPONSORED STUDENT ACTIVITY	72,464.00	.00	72,464.00	-3,810.14	5,407.09	17,413.69	75,020.16	-7,963.25	.00
7-10-3250-132-000-00-01-00 SAL-ATHLETICS	82,620.00	.00	82,620.00	.00	.00	2,118.20	50,075.30	32,544.70	39.39
132 OTHER PROFESSIONAL SALARIES	82,620.00	.00	82,620.00	.00	.00	2,118.20	50,075.30	32,544.70	39.39
7-10-3250-220-000-00-01-00 BENE-SOC SECURITY-ATHLETI	6,320.00	.00	6,320.00	.00	.00	160.14	3,818.42	2,501.58	39.58
220 SOCIAL SECURITY CONTRIBUTIONS	6,320.00	.00	6,320.00	.00	.00	160.14	3,818.42	2,501.58	39.58
7-10-3250-230-000-00-01-00 BENE-RETIREMENT-ATHLETI	21,349.00	.00	21,349.00	.00	.00	636.09	12,184.75	9,164.25	42.93
230 RETIREMENT CONTRIBUTIONS	21,349.00	.00	21,349.00	.00	.00	636.09	12,184.75	9,164.25	42.93
7-10-3250-310-000-00-01-00 PROF SVC-ATHLETIC-TRAIN	32,000.00	.00	32,000.00	.00	.00	.00	25,833.34	6,166.66	19.27
310 OFFICIAL/ADMINISTRATIVE SERVICES	32,000.00	.00	32,000.00	.00	.00	.00	25,833.34	6,166.66	19.27
7-10-3250-390-000-00-81-00 PROF SVC-ATHLETICS-SECU	5,380.00	.00	5,380.00	.00	.00	.00	.00	5,380.00	100.00
390 OTHER PURCHASED PROF & TECH SERVICE	5,380.00	.00	5,380.00	.00	.00	.00	.00	5,380.00	100.00

Run Date 06/22/17 02:41 PM
 For - 05/31/17
 Periods 1 - 11

School District Borough of Morrisville
 Expenditure Summary Report

Page No 43
 FJEXS02A

Account No/Description	BUDGET				Budget Expense Report					
	Original Budget	Adjustments	Adjusted Budget	Encumbrances		Expenditures		Avail	Pct	
				Cur	YTD	Cur	YTD			
10 GENERAL FUND										
7-10-3250-430-000-00-04-00 PROP SVC-ATHLETICS-REPA	19,175.00	.00	19,175.00	.00	446.72	249.18	20,274.37	-1,546.09	.00	
430 REPAIRS & MAINTENANCE SERVICES	19,175.00	.00	19,175.00	.00	446.72	249.18	20,274.37	-1,546.09	.00	
7-10-3250-515-000-00-81-00 OTHER SVC-ATHLETIC-TRAN:	45,625.00	.00	45,625.00	.00	900.00	6,468.15	62,450.46	-17,725.46	.00	
515 PUBLIC CARRIERS	45,625.00	.00	45,625.00	.00	900.00	6,468.15	62,450.46	-17,725.46	.00	
7-10-3250-529-000-00-81-00 OTHER SVC-ATHLETIC-INSU:	9,000.00	.00	9,000.00	.00	.00	.00	6,674.00	2,326.00	25.84	
529 OTHER INSURANCE	9,000.00	.00	9,000.00	.00	.00	.00	6,674.00	2,326.00	25.84	
7-10-3250-580-000-00-81-00 OTHER SVC-ATHLETIC-TRAV:	1,550.00	.00	1,550.00	.00	.00	315.00	1,414.00	136.00	8.77	
580 TRAVEL	1,550.00	.00	1,550.00	.00	.00	315.00	1,414.00	136.00	8.77	
7-10-3250-610-000-00-81-00 SUPPLIES-ATHLETICS	40,000.00	.00	40,000.00	-1,279.75	1,977.27	4,480.35	38,350.48	-327.75	.00	
610 GENERAL SUPPLIES	40,000.00	.00	40,000.00	-1,279.75	1,977.27	4,480.35	38,350.48	-327.75	.00	
7-10-3250-810-000-00-81-00 OTHER OBJ-ATHLETIC-DUES:	10,000.00	.00	10,000.00	.00	409.75	1,844.97	9,928.43	-338.18	.00	
810 DUES AND FEES	10,000.00	.00	10,000.00	.00	409.75	1,844.97	9,928.43	-338.18	.00	
3250 SCHOOL SPONSORED ATHLETICS	273,019.00	.00	273,019.00	-1,279.75	3,733.74	16,272.08	231,003.55	38,281.71	14.02	
3200 STUDENT ACTIVITIES	345,483.00	.00	345,483.00	-5,089.89	9,140.83	33,685.77	306,023.71	30,318.46	8.78	
7-10-3310-390-000-00-01-00 PROF SVC-COMMUNITY	35,000.00	.00	35,000.00	.00	.00	14,114.66	32,945.32	2,054.68	5.87	
390 OTHER PURCHASED PROF & TECH SERVICE	35,000.00	.00	35,000.00	.00	.00	14,114.66	32,945.32	2,054.68	5.87	
3310 COMMUNITY RECREATION	35,000.00	.00	35,000.00	.00	.00	14,114.66	32,945.32	2,054.68	5.87	
3300 COMMUNITY SERVICES	35,000.00	.00	35,000.00	.00	.00	14,114.66	32,945.32	2,054.68	5.87	
7-10-5100-832-000-00-03-00 DEBT SERVICE-INTEREST B:	.00	.00	.00	.00	.00	.00	3,657.38	-3,657.38	.00	
832 INTEREST-SERIAL BONDS	.00	.00	.00	.00	.00	.00	3,657.38	-3,657.38	.00	
5100 DEBT SERVICE	.00	.00	.00	.00	.00	.00	3,657.38	-3,657.38	.00	
7-10-5110-810-000-00-02-00 DEBT SERVICE-DUES & FEE:	2,871.18	.00	2,871.18	.00	.00	.00	831.71	2,039.47	71.03	
810 DUES AND FEES	2,871.18	.00	2,871.18	.00	.00	.00	831.71	2,039.47	71.03	
7-10-5110-832-000-00-01-00 OTHER OBJ-INTEREST-TECH	11,695.82	.00	11,695.82	.00	.00	.00	.00	11,695.82	100.00	
7-10-5110-832-000-00-02-00 DEBT SERVICE-INTEREST-B:	309,448.00	.00	309,448.00	.00	.00	53,768.03	317,237.44	-7,789.44	.00	
832 INTEREST-SERIAL BONDS	321,143.82	.00	321,143.82	.00	.00	53,768.03	317,237.44	3,906.38	1.22	

Run Date 06/22/17 02:41 PM
 For - 05/31/17
 Periods 1 - 11

School District Borough of Morrisville
 Expenditure Summary Report
 BUDGET

Page No 44
 FJEXS02A

Budget Expense Report

Account No/Description	Original Budget	Adjustments	Adjusted Budget	Encumbrances		Expenditures		Avail	Pct
				Cur	YTD	Cur	YTD		
10 GENERAL FUND									
7-10-5110-912-000-00-01-00 OTHER FIN-PRINC TECH BOI	157,098.00	.00	157,098.00	.00	.00	.00	.00	157,098.00	100.00
7-10-5110-912-000-00-02-00 OTHER FIN USES-PRINCIPA	436,324.00	.00	436,324.00	.00	.00	.00	440,500.00	-4,176.00	.00
912 SERIAL BONDS- PRINCIPAL PAYMENTS	593,422.00	.00	593,422.00	.00	.00	.00	440,500.00	152,922.00	25.77
5110 DEBT SERVICE	917,437.00	.00	917,437.00	.00	.00	53,768.03	758,569.15	158,867.85	17.32
7-10-5130-880-000-00-00-00 REFUND PRIOR YR REV/REC	.00	.00	.00	.00	.00	2,054.25	2,054.25	-2,054.25	.00
880 REFUNDS OF PRIOR YEARS' RECEIPTS	.00	.00	.00	.00	.00	2,054.25	2,054.25	-2,054.25	.00
5130 REFUND OF PRIOR YEAR REVENUE/RECPTS	.00	.00	.00	.00	.00	2,054.25	2,054.25	-2,054.25	.00
7-10-5259-939-000-00-02-00 FUND TRANSFERS-OTHER FU	.00	.00	.00	.00	.00	5,490.00	700,180.90	-700,180.90	.00
939 OTHER FUND TRANSFERS	.00	.00	.00	.00	.00	5,490.00	700,180.90	-700,180.90	.00
5259	.00	.00	.00	.00	.00	5,490.00	700,180.90	-700,180.90	.00
5000 OTHER FINANCING USES	917,437.00	.00	917,437.00	.00	.00	61,312.28	1,464,461.68	-547,024.68	.00
10 GENERAL FUND	19,230,670.00	46,163.00	19,276,833.00	-1,249,802.33	2,624,472.55	3,404,034.70	17,359,426.62	-707,066.17	.00

Run Date 06/22/17 02:39 PM
 For - 05/31/17
 Periods 1 - 11

School District Borough of Morrisville
 Revenue Summary Report

Page No 1
 FJRES02A

Account No/Description	BUDGET			Budget Revenue			
	Orig Budget	Adjustments	Est. Revenue	Revenue Rcvd		Avail	Percent
				Current	Y-T-D		
10 GENERAL FUND							
7-10-6111-111-000-00-00-00 LOCAL-CURRENT REAL ESTATE TAX	11,223,771.00	.00	11,223,771.00	-3,081.96	11,110,783.71	112,987.29	1.01
6111 REAL ESTATE TAXES	11,223,771.00	.00	11,223,771.00	-3,081.96	11,110,783.71	112,987.29	1.01
7-10-6112-112-000-00-00-00 LOCAL-INTERIM TAXES	20,000.00	.00	20,000.00	.00	.00	20,000.00	100.00
6112 INTERIM REAL ESTATE TAXES	20,000.00	.00	20,000.00	.00	.00	20,000.00	100.00
7-10-6113-113-000-00-00-00 LOCAL-PUBLIC UTILITY REALTY TX	13,000.00	.00	13,000.00	.00	11,991.32	1,008.68	7.76
6113 PUBLIC REALTY TAXES	13,000.00	.00	13,000.00	.00	11,991.32	1,008.68	7.76
7-10-6153-153-000-00-00-00 LOCAL-REAL ESTATE TRANSFER TAX	100,000.00	.00	100,000.00	29,658.67	149,425.85	-49,425.85	.00
6153 REAL ESTATE TRANSFER TAX	100,000.00	.00	100,000.00	29,658.67	149,425.85	-49,425.85	.00
7-10-6411-411-000-00-00-00 LOCAL-DELINQUENT TAXES	603,495.00	.00	603,495.00	67,922.64	569,592.93	33,902.07	5.62
6411 DELINQUENT REAL ESTATE TAXES	603,495.00	.00	603,495.00	67,922.64	569,592.93	33,902.07	5.62
7-10-6510-510-000-00-00-00 LOCAL-EARNINGS ON INVESTMENTS	7,700.00	.00	7,700.00	8,449.68	34,105.35	-26,405.35	.00
6510 INTEREST ON INVESTMENTS	7,700.00	.00	7,700.00	8,449.68	34,105.35	-26,405.35	.00
7-10-6800-390-000-00-00-00 LOCAL-INTERMEDIATE SOURCES	189,006.00	.00	189,006.00	.00	200,336.69	-11,330.69	.00
6800 REVENUE FROM INTERMEDIATE SOURCES	189,006.00	.00	189,006.00	.00	200,336.69	-11,330.69	.00
7-10-6910-910-000-00-00-00 LOCAL-RENTAL ON FACILITIES	28,500.00	.00	28,500.00	500.00	4,330.64	24,169.36	84.80
6910 RENTALS	28,500.00	.00	28,500.00	500.00	4,330.64	24,169.36	84.80
7-10-6960-960-000-00-00-00 LOCAL-SERVICES PROVIDED-LEAS	21,647.00	.00	21,647.00	.00	.00	21,647.00	100.00
6960 SERV PROVIDED OTHER LOC GOVT UNITS	21,647.00	.00	21,647.00	.00	.00	21,647.00	100.00
7-10-6990-990-000-00-00-00 LOCAL-MISCELLANEOUS REVENUE	26,890.00	.00	26,890.00	11,545.94	138,085.87	-111,195.87	.00
6990 MISCELLANEOUS REVENUE	26,890.00	.00	26,890.00	11,545.94	138,085.87	-111,195.87	.00
7-10-7110-101-000-00-00-00 STATE-BASIC INSTRUCTIONAL SUB.	3,212,623.00	.00	3,212,623.00	404,124.00	2,020,614.08	1,192,008.92	37.10
7110 BASIC INSTRUCTIONAL SUBSIDY	3,212,623.00	.00	3,212,623.00	404,124.00	2,020,614.08	1,192,008.92	37.10
7-10-7270-271-000-00-00-00 STATE-SPECIAL ED REGULAR PRGM	710,292.00	.00	710,292.00	.00	537,500.00	172,792.00	24.33
7270 SPECIAL EDUC OF EXCEPTIONAL PUPILS	710,292.00	.00	710,292.00	.00	537,500.00	172,792.00	24.33
7-10-7292-217-000-00-00-00 REVENUE-PA PRE-K COUNTS	472,500.00	.00	472,500.00	78,750.00	433,125.00	39,375.00	8.33
7292 FUNCTION 7292	472,500.00	.00	472,500.00	78,750.00	433,125.00	39,375.00	8.33

Run Date 06/22/17 02:39 PM
 For - 05/31/17
 Periods 1 - 11

School District Borough of Morrisville
 Revenue Summary Report

Page No 2
 FJRES02A

Account No/Description	BUDGET			Budget Revenue			
	Orig Budget	Adjustments	Est. Revenue	Revenue Rcvd		Avail	Percent
				Current	Y-T-D		
10 GENERAL FUND							
7-10-7310-310-000-00-00-00 STATE-TRANSPORTATION	49,000.00	.00	49,000.00	.00	23,039.00	25,961.00	52.98
7310 TRANSPORTATION (REG & ADDTL)	49,000.00	.00	49,000.00	.00	23,039.00	25,961.00	52.98
7-10-7320-320-000-00-00-00 STATE-RENTAL & SINKING FUND	8,113.00	.00	8,113.00	.00	19,823.49	-11,710.49	.00
7320 RENTALS & SINKING FUND PAYMENTS	8,113.00	.00	8,113.00	.00	19,823.49	-11,710.49	.00
7-10-7330-330-000-00-00-00 STATE-MEDICAL & DENTAL	21,468.00	.00	21,468.00	21,458.47	21,458.47	9.53	.04
7330 MEDICAL AND DENTAL SVCS.	21,468.00	.00	21,468.00	21,458.47	21,458.47	9.53	.04
7-10-7340-000-000-00-00-00 STATE PROPERTY TAX ALLOCATION	386,693.00	.00	386,693.00	.00	386,692.63	.37	.00
7340 STATE PROPERTY REDUCTION ALLOCATION	386,693.00	.00	386,693.00	.00	386,692.63	.37	.00
7-10-7360-000-000-00-00-00 SAFE SCHOOLS	30,000.00	.00	30,000.00	.00	21,670.00	8,330.00	27.77
7360 SAFE SCHOOLS	30,000.00	.00	30,000.00	.00	21,670.00	8,330.00	27.77
7-10-7500-750-000-00-00-00 STATE-EXTRA GRANTS	45,598.00	.00	45,598.00	.00	.00	45,598.00	100.00
7500 EXTRA GRANTS	45,598.00	.00	45,598.00	.00	.00	45,598.00	100.00
7-10-7505-000-000-00-00-00 READY TO LEARN BLOCK GRANT	.00	.00	.00	.00	122,270.00	-122,270.00	.00
7505 READY TO LEARN BLOCK GRANT	.00	.00	.00	.00	122,270.00	-122,270.00	.00
7-10-7599-000-000-00-00-00 OTHER STATE REVENUES	.00	.00	.00	1,000,000.00	1,000,000.00	-1,000,000.00	.00
7599 OTHER PA REVENUE NOT LISTED IN 7500	.00	.00	.00	1,000,000.00	1,000,000.00	-1,000,000.00	.00
7-10-7800-200-000-00-00-00 STATE-RETIREMENT REIMBURSEMENT	1,073,104.00	.00	1,073,104.00	.00	846,397.94	226,706.06	21.13
7-10-7800-781-000-00-00-00 STATE-SOCIAL SECURITY PAYMENTS	254,560.00	.00	254,560.00	73,739.23	234,183.41	20,376.59	8.00
7800 REVENUE FOR SOCIAL SECURITY PAYMENT	1,327,664.00	.00	1,327,664.00	73,739.23	1,080,581.35	247,082.65	18.61
7-10-8514-514-000-00-00-00 FEDERAL-TITLE 1	155,484.00	.00	155,484.00	24,221.46	163,081.81	-7,597.81	.00
8514 EDUC/DISADVANTAGED CHILDREN(ESEA)	155,484.00	.00	155,484.00	24,221.46	163,081.81	-7,597.81	.00
7-10-8515-424-000-00-00-00 FEDERAL-TITLE IID GRANT	45,369.00	.00	45,369.00	5,980.80	41,906.08	3,462.92	7.63
8515 ED. OF HANDICAPPED CHILDREN PRESCHL	45,369.00	.00	45,369.00	5,980.80	41,906.08	3,462.92	7.63
7-10-8516-470-000-00-00-00 FEDERAL-TITLE III	14,540.00	.00	14,540.00	1,539.46	15,975.03	-1,435.03	.00
8516 PROG. IMPROVEMENT APPLICATIONS-CH I	14,540.00	.00	14,540.00	1,539.46	15,975.03	-1,435.03	.00
7-10-8517-000-438-00-00-00 NCLB, TITLE IV FED-21 CTRY GRT COHORT	488,480.00	.00	488,480.00	85,651.21	474,484.71	13,995.29	2.87

Run Date 06/22/17 02:39 PM
 For - 05/31/17
 Periods 1 - 11

School District Borough of Morrisville
Revenue Summary Report

Page No 3
 FJRES02A

Account No/Description	BUDGET			Budget Revenue			
	Orig Budget	Adjustments	Est. Revenue	Revenue Rcvd		Avail	Percent
				Current	Y-T-D		
10 GENERAL FUND							
7-10-8517-438-438-00-00-00 NCLB, TITLE IV FED 21ST CENTURY	.00	.00	.00	.00	89,552.05	-89,552.05	.00
8517 NCLB, TITLE IV 21ST CENTURY SCHOOLS	488,480.00	.00	488,480.00	85,651.21	564,036.76	-75,556.76	.00
7-10-8810-000-000-00-00-00 ACCESS FUNDS	.00	.00	.00	.00	13,995.25	-13,995.25	.00
7-10-8810-891-000-00-00-00 MEDICAL ASSISTANCE-ACCESS	75,000.00	.00	75,000.00	.00	.00	75,000.00	100.00
8810 MEDICAL ASSISTANCE REIMBURSE-ACCESS	75,000.00	.00	75,000.00	.00	13,995.25	61,004.75	81.34
10 GENERAL FUND	19,276,833.00	.00	19,276,833.00	1,810,459.60	18,684,421.31	592,411.69	3.07